



OHIO AUDITOR OF STATE
KEITH FABER



**CUYAHOGA FALLS CITY SCHOOL DISTRICT
SUMMIT COUNTY
JUNE 30, 2019**

TABLE OF CONTENTS

TITLE	PAGE
Independent Auditor's Report	1
Prepared by Management:	
Management's Discussion and Analysis	5
Basic Financial Statements:	
Government-wide Financial Statements:	
Statement of Net Position	17
Statement of Activities.....	18
Fund Financial Statements:	
Balance Sheet	
Governmental Funds	19
Reconciliation of Total Governmental Fund Balances to Net Position of Governmental Activities	20
Statement of Revenues, Expenditures and Changes in Fund Balance Governmental Funds.....	21
Reconciliation of the Statement of Revenues, Expenditures and Changes in Fund Balances of Governmental Funds to the Statement of Activities.....	22
Statement of Revenues, Expenditures and Changes in Fund Balance – Budget and Actual (Non-GAAP Budgetary Basis) General Fund.....	23
Statement of Fiduciary Net Position Fiduciary Funds	24
Statement of Changes in Fiduciary Net Position Fiduciary Funds	25
Notes to the Basic Financial Statements	27
Required Supplementary Information:	
Schedule of the District's Proportionate Share of the Net Pension Liability	
School Employees Retirement System (SERS) of Ohio.....	68
State Teachers Retirement System (STRS) of Ohio	70
Schedule of District's Contributions	
School Employees Retirement System (SERS) of Ohio.....	72
State Teachers Retirement System (STRS) of Ohio	74
Schedule of the District's Proportionate Share of the Net OPEB Liability	
School Employees Retirement System (SERS) of Ohio.....	76
State Teachers Retirement System (STRS) of Ohio	77

**CUYAHOGA FALLS CITY SCHOOL DISTRICT
SUMMIT COUNTY
JUNE 30, 2019**

**TABLE OF CONTENTS
(Continued)**

TITLE	PAGE
Schedule of District's OPEB Contributions	
School Employees Retirement System (SERS) of Ohio.....	78
State Teachers Retirement System (STRS) of Ohio	80
Notes to Required Supplementary Information	82
Schedule of Receipts and Expenditures of Federal Awards	85
Notes to the Schedule of Receipts and Expenditures of Federal Awards.....	86
Independent Auditor's Report on Internal Control Over Financial Reporting and on Compliance and Other Matters Required by <i>Government Auditing Standards</i>	87
Independent Auditor's Report on Compliance with Requirements Applicable to Each Major Federal Program and on Internal Control Over Compliance Required by the Uniform Guidance	89
Schedule of Findings.....	91

OHIO AUDITOR OF STATE KEITH FABER



101 Central Plaza South
700 Chase Tower
Canton, Ohio 44702-1509
(330) 438-0617 or (800) 443-9272
EastRegion@ohioauditor.gov

INDEPENDENT AUDITOR'S REPORT

Cuyahoga Falls City School District
Summit County
431 Stow Avenue
Cuyahoga Falls, Ohio 44221

To the Board of Education:

Report on the Financial Statements

We have audited the accompanying financial statements of the governmental activities, the major fund, and the aggregate remaining fund information of the Cuyahoga Falls City School District, Summit County, Ohio (the District), as of and for the year ended June 30, 2019, and the related notes to the financial statements, which collectively comprise the District's basic financial statements as listed in the table of contents.

Management's Responsibility for the Financial Statements

Management is responsible for preparing and fairly presenting these financial statements in accordance with accounting principles generally accepted in the United States of America; this includes designing, implementing, and maintaining internal control relevant to preparing and fairly presenting financial statements that are free from material misstatement, whether due to fraud or error.

Auditor's Responsibility

Our responsibility is to opine on these financial statements based on our audit. We audited in accordance with auditing standards generally accepted in the United States of America and the financial audit standards in the Comptroller General of the United States' *Government Auditing Standards*. Those standards require us to plan and perform the audit to reasonably assure the financial statements are free from material misstatement.

An audit requires obtaining evidence about financial statement amounts and disclosures. The procedures selected depend on our judgment, including assessing the risks of material financial statement misstatement, whether due to fraud or error. In assessing those risks, we consider internal control relevant to the District's preparation and fair presentation of the financial statements in order to design audit procedures that are appropriate in the circumstances, but not to the extent needed to opine on the effectiveness of the District's internal control. Accordingly, we express no such opinion. An audit also includes evaluating the appropriateness of management's accounting policies and the reasonableness of their significant accounting estimates, as well as our evaluation of the overall financial statement presentation.

We believe the audit evidence we obtained is sufficient and appropriate to support our audit opinions.

Opinion

In our opinion, the financial statements referred to above present fairly, in all material respects, the respective financial position of the governmental activities, the major fund, and the aggregate remaining fund information of the Cuyahoga Falls City School District, Summit County, Ohio, as of June 30, 2019, and the respective changes in financial position thereof and the budgetary comparison for the General fund thereof for the year then ended in accordance with the accounting principles generally accepted in the United States of America.

Other Matters

Required Supplementary Information

Accounting principles generally accepted in the United States of America require this presentation to include *management's discussion and analysis*, and schedules of net pension and other post-employment benefit liabilities and pension and other post-employment benefit contributions listed in the table of contents, to supplement the basic financial statements. Although this information is not part of the basic financial statements, the Governmental Accounting Standards Board considers it essential for placing the basic financial statements in an appropriate operational, economic, or historical context. We applied certain limited procedures to the required supplementary information in accordance with auditing standards generally accepted in the United States of America, consisting of inquiries of management about the methods of preparing the information and comparing the information for consistency with management's responses to our inquiries, to the basic financial statements, and other knowledge we obtained during our audit of the basic financial statements. We do not opine or provide any assurance on the information because the limited procedures do not provide us with sufficient evidence to opine or provide any other assurance.

Supplementary and Other Information

Our audit was conducted to opine on the District's basic financial statements taken as a whole.

The Schedule of Receipts and Expenditures of Federal Awards presents additional analysis as required by Title 2 U.S. Code of Federal Regulations (CFR) Part 200, Uniform Administrative Requirements, Cost Principles, and Audit Requirements for Federal Awards and is not a required part of the financial statements.

The schedule is management's responsibility, and derives from and relates directly to the underlying accounting and other records used to prepare the basic financial statements. We subjected this information to the auditing procedures we applied to the basic financial statements. We also applied certain additional procedures, including comparing and reconciling this information directly to the underlying accounting and other records used to prepare the basic financial statements or to the basic financial statements themselves in accordance with auditing standards generally accepted in the United States of America. In our opinion, this information is fairly stated in all material respects in relation to the basic financial statements taken as a whole.

Other Reporting Required by Government Auditing Standards

In accordance with *Government Auditing Standards*, we have also issued our report dated March 13, 2020, on our consideration of the District's internal control over financial reporting and our tests of its compliance with certain provisions of laws, regulations, contracts and grant agreements and other matters. That report describes the scope of our internal control testing over financial reporting and compliance, and the results of that testing, and does not opine on internal control over financial reporting or on compliance. That report is an integral part of an audit performed in accordance with *Government Auditing Standards* in considering the District's internal control over financial reporting and compliance.

A handwritten signature in black ink that reads "Keith Faber". The signature is written in a cursive, flowing style.

Keith Faber
Auditor of State

Columbus, Ohio

March 13, 2020

This page intentionally left blank.

**CUYAHOGA FALLS CITY SCHOOL DISTRICT
SUMMIT COUNTY, OHIO**

**MANAGEMENT'S DISCUSSION AND ANALYSIS
FOR THE FISCAL YEAR ENDED JUNE 30, 2019
(UNAUDITED)**

The management's discussion and analysis of the Cuyahoga Falls City School District's (the "District") financial performance provides an overall review of the District's financial activities for the fiscal year ended June 30, 2019. The intent of this discussion and analysis is to look at the District's financial performance as a whole; readers should also review the basic financial statements and the notes to the basic financial statements to enhance their understanding of the District's financial performance.

Financial Highlights

Key financial highlights for fiscal year 2019 are as follows:

- In total, net position of governmental activities increased \$7,977,801 from a net position of (\$50,952,393) to (\$42,974,592). This represents a 15.66% increase from the net position at June 30, 2018.
- General revenues accounted for \$49,545,945 in revenue or 79.13% of all revenues. Program specific revenues in the form of charges for services and sales and operating grants and contributions accounted for \$13,069,618 or 20.87% of total revenues of \$62,615,563.
- The District had \$54,637,762 in expenses related to governmental activities; only \$13,069,168 of these expenses were offset by program specific charges for services and sales or operating grants and contributions. General revenues supporting governmental activities (primarily taxes and unrestricted grants and entitlements) of \$49,545,945 were adequate to provide for these programs.
- The District's major governmental fund is the general fund. The general fund had \$58,021,409 in revenues and other financing sources and \$56,592,099 in expenditures. The general fund increased \$1,429,310 from \$4,511,723 to \$5,941,033.

Using these Basic Financial Statements

This annual report consists of a series of financial statements and notes to those statements. These statements are organized so the reader can understand the District as a financial whole, an entire operating entity. The statements then proceed to provide an increasingly detailed look at specific financial activities.

The *statement of net position* and *statement of activities* provide information about the activities of the whole District, presenting both an aggregate view of the District's finances and a longer-term view of those finances. Fund financial statements provide the next level of detail. For governmental funds, these statements tell how services were financed in the short-term as well as what remains for future spending. The fund financial statements also look at the District's most significant funds with all other nonmajor funds presented in total in one column. The District reports one major fund, which is the general fund.

Reporting the District as a Whole

Statement of Net Position and the Statement of Activities

While this document contains the large number of funds used by the District to provide programs and activities, the view of the District as a whole looks at all financial transactions and asks the question, "How did we do financially during fiscal year 2019?" The statement of net position and the statement of activities answer this question. These statements include *all assets, deferred outflows or resources, liabilities, deferred inflows of resources, revenues and expenses* using the *accrual basis of accounting* similar to the accounting used by most private-sector companies. This basis of accounting will take into account all of the current year's revenues and expenses regardless of when cash is received or paid.

**CUYAHOGA FALLS CITY SCHOOL DISTRICT
SUMMIT COUNTY, OHIO**

**MANAGEMENT'S DISCUSSION AND ANALYSIS
FOR THE FISCAL YEAR ENDED JUNE 30, 2019
(UNAUDITED)**

These two statements report the District's *net position* and changes in that net position. This change in net position is important because it tells the reader that, for the District as a whole, the *financial position* of the District has improved or diminished. The causes of this change may be the result of many factors, some financial, some not. Non-financial factors include the District's property tax base, current property tax laws in Ohio restricting revenue growth, facility conditions, required educational programs and other factors.

In the statement of net position and the statement of activities, the Governmental Activities include the District's programs and services, including instruction, pupil, instructional staff, administration, operation and maintenance of plant, pupil transportation, extracurricular activities, and food service operations.

The District's statement of net position and statement of activities can be found on pages 17-18 of this report.

Reporting the District's Most Significant Funds

Fund Financial Statements

The analysis of the District's major governmental fund begins on page 13. Fund financial reports provide detailed information about the District's major fund. The District uses many funds to account for a multitude of financial transactions. However, these fund financial statements focus on the District's most significant fund. The District's major governmental fund is the general fund.

Governmental Funds

Most of the District's activities are reported in governmental funds, which focus on how money flows into and out of those funds and the balances left at year-end available for spending in future periods. These funds are reported using an accounting method called *modified accrual* accounting, which measures cash and all other *financial assets* that can readily be converted to cash. The governmental fund financial statements provide a detailed *short-term* view of the District's general government operations and the basic services it provides. Governmental fund information helps you determine whether there are more or fewer financial resources that can be spent in the near future to finance educational programs. The relationship (or differences) between governmental *activities* (reported in the statement of net position and the statement of activities) and governmental *funds* is reconciled in the basic financial statements. The basic governmental fund financial statements can be found on pages 19-23 of this report.

Reporting the District's Fiduciary Responsibilities

The District is the trustee, or fiduciary, for its scholarship programs. This activity is presented in one private-purpose trust fund. The District also acts in a trustee capacity as an agent for student managed activities. These activities are reported in an agency fund. The District's fiduciary activities are reported in separate statements of fiduciary net position and changes in fiduciary net position on pages 24 and 25. These activities are excluded from the District's other financial statements because the assets cannot be utilized by the District to finance its operations.

Notes to the Basic Financial Statements

The notes provide additional information that is essential to a full understanding of the data provided in the government-wide and fund financial statements. These notes to the basic financial statements can be found on pages 27-66 of this report.

Required Supplementary Information

In addition to the basic financial statements and accompanying notes, this report also presents certain required supplementary information concerning the District's net pension liability and net other postemployment benefits (OPEB) liability/asset. The required supplementary information can be found on pages 68-83 of this report.

**CUYAHOGA FALLS CITY SCHOOL DISTRICT
SUMMIT COUNTY, OHIO**

**MANAGEMENT'S DISCUSSION AND ANALYSIS
FOR THE FISCAL YEAR ENDED JUNE 30, 2019
(UNAUDITED)**

The District as a Whole

The statement of net position provides the perspective of the District as a whole.

The table below provides a summary of the District's net position at June 30, 2019 and June 30, 2018.

	Governmental Activities 2019	Governmental Activities 2018
<u>Assets</u>		
Current and other assets	\$ 41,783,846	\$ 40,701,811
Net OPEB asset	3,436,859	-
Capital assets, net	<u>7,743,719</u>	<u>7,683,654</u>
Total assets	<u>52,964,424</u>	<u>48,385,465</u>
<u>Deferred Outflows of Resources</u>		
Unamortized deferred charges on debt refunding	-	5,083
Pension	15,469,202	20,224,493
OPEB	<u>775,062</u>	<u>789,884</u>
Total deferred outflows of resources	<u>16,244,264</u>	<u>21,019,460</u>
<u>Liabilities</u>		
Current liabilities	6,529,309	5,980,164
Long-term liabilities:		
Due within one year	269,751	1,020,129
Due in more than one year:		
Net pension liability	58,107,252	64,351,276
Net OPEB liability	5,442,172	14,157,108
Other amounts	<u>2,663,180</u>	<u>2,481,677</u>
Total liabilities	<u>73,011,664</u>	<u>87,990,354</u>
<u>Deferred Inflows of Resources</u>		
Property taxes and PILOTs levied for next year	27,817,811	27,951,667
Pension	4,922,264	2,650,814
OPEB	<u>6,431,541</u>	<u>1,764,483</u>
Total deferred inflows of resources	<u>39,171,616</u>	<u>32,366,964</u>
<u>Net Position</u>		
Net investment in capital assets	7,233,095	6,502,387
Restricted	296,050	1,022,934
Unrestricted	<u>(50,503,737)</u>	<u>(58,477,714)</u>
Total net position	<u>\$ (42,974,592)</u>	<u>\$ (50,952,393)</u>

The net pension liability is reported pursuant to Governmental Accounting Standards Board (GASB) Statement 68, "Accounting and Financial Reporting for Pensions—an Amendment of GASB Statement 27." The net other postemployment benefits (OPEB) liability/asset is reported pursuant to GASB Statement 75, "Accounting and Financial Reporting for Postemployment Benefits Other Than Pensions." For reasons discussed below, many end users of this financial statement will gain a clearer understanding of the District's actual financial condition by adding deferred inflows related to pension and OPEB, the net pension liability, and the net OPEB liability to the reported net position and subtracting deferred outflows related to pension and OPEB and the net OPEB asset.

**CUYAHOGA FALLS CITY SCHOOL DISTRICT
SUMMIT COUNTY, OHIO**

MANAGEMENT'S DISCUSSION AND ANALYSIS
FOR THE FISCAL YEAR ENDED JUNE 30, 2019
(UNAUDITED)

GASB standards are national and apply to all government financial reports prepared in accordance with generally accepted accounting principles. Prior accounting for pensions (GASB 27) and postemployment benefits (GASB 45) focused on a funding approach. This approach limited pension and OPEB costs to contributions annually required by law, which may or may not be sufficient to fully fund each plan's net pension liability or net OPEB liability. GASB 68 and GASB 75 take an earnings approach to pension and OPEB accounting; however, the nature of Ohio's statewide pension/OPEB plans and state law governing those systems requires additional explanation in order to properly understand the information presented in these statements.

GASB 68 and GASB 75 require the net pension liability and the net OPEB liability to equal the District's proportionate share of each plan's collective:

1. Present value of estimated future pension/OPEB benefits attributable to active and inactive employees' past service.
2. Minus plan assets available to pay these benefits.

GASB notes that pension and OPEB obligations, whether funded or unfunded, are part of the "employment exchange" – that is, the employee is trading his or her labor in exchange for wages, benefits, and the promise of a future pension and other postemployment benefits. GASB noted that the unfunded portion of this promise is a present obligation of the government, part of a bargained-for benefit to the employee, and should accordingly be reported by the government as a liability since they received the benefit of the exchange. However, the District is not responsible for certain key factors affecting the balance of these liabilities. In Ohio, the employee shares the obligation of funding pension benefits with the employer. Both employer and employee contribution rates are capped by State statute. A change in these caps requires action of both Houses of the General Assembly and approval of the Governor. Benefit provisions are also determined by State statute. The Ohio Revised Code permits, but does not require, the retirement systems to provide healthcare to eligible benefit recipients. The retirement systems may allocate a portion of the employer contributions to provide for these OPEB benefits.

The employee enters the employment exchange with the knowledge that the employer's promise is limited not by contract but by law. The employer enters the exchange also knowing that there is a specific, legal limit to its contribution to the retirement system. In Ohio, there is no legal means to enforce the unfunded liability of the pension/OPEB plan *as against the public employer*. State law operates to mitigate/lessen the moral obligation of the public employer to the employee, because all parties enter the employment exchange with notice as to the law. The retirement system is responsible for the administration of the pension and OPEB plans.

Most long-term liabilities have set repayment schedules or, in the case of compensated absences (i.e. sick and vacation leave), are satisfied through paid time-off or termination payments. There is no repayment schedule for the net pension liability or the net OPEB liability. As explained above, changes in benefits, contribution rates, and return on investments affect the balance of these liabilities but are outside the control of the local government. In the event that contributions, investment returns, and other changes are insufficient to keep up with required payments, State statute does not assign/identify the responsible party for the unfunded portion. Due to the unique nature of how the net pension liability and the net OPEB liability are satisfied, these liabilities are separately identified within the long-term liability section of the statement of net position.

In accordance with GASB 68 and GASB 75, the District's statements prepared on an accrual basis of accounting include an annual pension expense and an annual OPEB expense for their proportionate share of each plan's *change* in net pension liability and net OPEB liability/asset, respectively, not accounted for as deferred inflows/outflows.

Over time, net position can serve as a useful indicator of a government's financial position. At June 30, 2019, the District's liabilities plus deferred inflows or resources exceeded assets plus deferred outflows of resources by \$42,974,592.

**CUYAHOGA FALLS CITY SCHOOL DISTRICT
SUMMIT COUNTY, OHIO**

**MANAGEMENT'S DISCUSSION AND ANALYSIS
FOR THE FISCAL YEAR ENDED JUNE 30, 2019
(UNAUDITED)**

Deferred outflows related to pension decreased primarily due to changes in assumptions by the State Teachers Retirement System (STRS). See Note 12 for more detail.

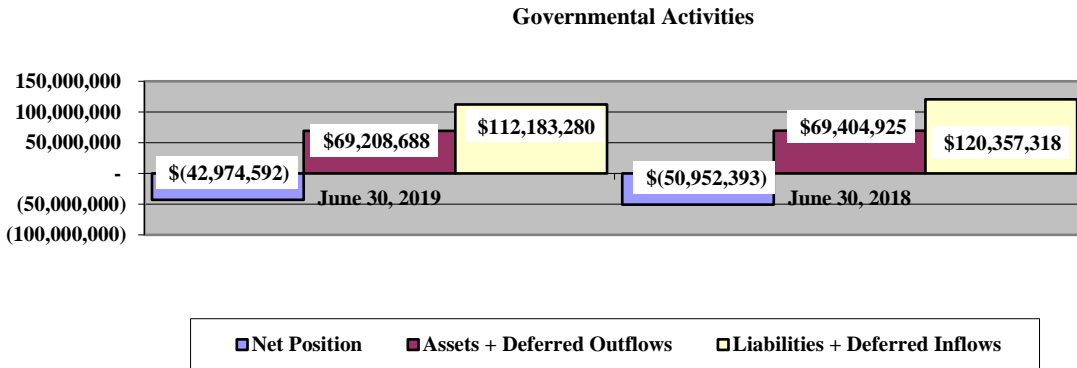
Total assets include a net OPEB asset reported by STRS. See Note 13 for more detail. STRS did not report a net pension asset in the prior year.

At year-end, capital assets represented 14.62% of total assets. Capital assets include land, land improvements, buildings and improvements, improvements other than buildings, furniture and equipment, and vehicles. Net investment in capital assets was \$7,233,095. These capital assets are used to provide services to the students and are not available for future spending. Although the District's investment in capital assets is reported net of related debt, it should be noted that the resources to repay the debt must be provided from other sources, since capital assets may not be used to liquidate these liabilities.

Long-term liabilities decreased primarily due to a decrease in the net pension liability and net OPEB liability. These liabilities are outside of the control of the District. The District contributes its statutorily required contributions to the pension systems; however, it's the pension systems that collect, hold and distribute pensions and OPEB to District employees, not the District.

A portion of the District's net position, \$296,050, represents resources that are subject to external restriction on how they may be used. The remaining unrestricted net position balance is (\$50,503,737).

The table below illustrates the District's assets, deferred outflows of resources, liabilities, deferred inflows of resources and net position at June 30, 2019 and 2018.



**CUYAHOGA FALLS CITY SCHOOL DISTRICT
SUMMIT COUNTY, OHIO**

**MANAGEMENT'S DISCUSSION AND ANALYSIS
FOR THE FISCAL YEAR ENDED JUNE 30, 2019
(UNAUDITED)**

The table below shows the change in net position for fiscal years 2019 and 2018.

	Change in Net Position	
	Governmental Activities <u>2019</u>	Governmental Activities <u>2018</u>
<u>Revenues</u>		
Program revenues:		
Charges for services and sales	\$ 6,270,706	\$ 6,484,512
Operating grants and contributions	6,798,912	7,532,760
General revenues:		
Property taxes	30,953,040	29,914,542
Payment in lieu of taxes	148,003	226,282
Grants and entitlements	17,985,187	17,778,568
Investment earnings	192,264	71,470
Miscellaneous	<u>267,451</u>	<u>119,133</u>
Total revenues	<u>62,615,563</u>	<u>62,127,267</u>
<u>Expenses</u>		
Program expenses:		
Instruction:		
Regular	\$ 20,591,995	\$ 9,162,709
Special	9,115,826	5,138,040
Vocational	1,018,667	642,616
Other	3,847,626	3,786,350
Support services:		
Pupil	3,971,894	2,533,081
Instructional staff	1,607,607	984,796
Board of education	273,059	254,656
Administration	3,051,881	1,454,051
Fiscal	927,024	692,481
Business	31,455	22,456
Operations and maintenance	4,970,064	2,610,043
Pupil transportation	1,346,719	850,490
Central	28,536	285,455
Operations of non-instructional services:		
Other non-instructional services	889,225	898,392
Food service operations	1,721,645	1,217,990
Extracurricular activities	1,216,007	820,120
Interest and fiscal charges	<u>28,502</u>	<u>48,610</u>
Total expenses	<u>54,637,732</u>	<u>31,402,336</u>
Change in net position	<u>7,977,801</u>	<u>30,724,931</u>
Net position at beginning of year	<u>(50,952,393)</u>	<u>(81,677,324)</u>
Net position at end of year	<u>\$ (42,974,592)</u>	<u>\$ (50,952,393)</u>

**CUYAHOGA FALLS CITY SCHOOL DISTRICT
SUMMIT COUNTY, OHIO**

**MANAGEMENT’S DISCUSSION AND ANALYSIS
FOR THE FISCAL YEAR ENDED JUNE 30, 2019
(UNAUDITED)**

Governmental Activities

Net position of the District’s governmental activities increased \$7,977,801. Total governmental expenses of \$54,637,762 were offset by program revenues of \$13,069,618 and general revenues of \$49,545,945. Program revenues supported 23.92% of the total governmental expenses.

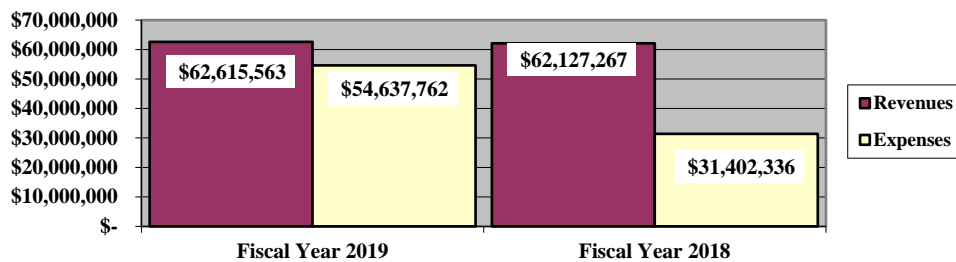
Overall, expenses of the governmental activities increased \$23,235,396 or 73.99%. This increase is primarily the result of the STRS indefinitely suspending the Cost of Living Adjustment (“COLA”) and the School Employee Retirement System (SERS) lowering the COLA from 3.00% to 2.50% in fiscal year 2018. These benefit changes caused a decrease to the net pension liability reported at June 30, 2018 and the subsequent expenses reported for fiscal year 2018 when compared to fiscal year 2017.

On an accrual basis, the District reported \$5,091,828 and (\$20,277,847) in pension expense for fiscal year 2019 and 2018, respectively. In addition, the District reported (\$7,317,749) and (\$2,304,175) in OPEB expense for fiscal year 2019 and 2018, respectively. The increase in both the net pension expense and the OPEB expense from fiscal year 2018 to fiscal year 2019 was \$20,356,101. This increase is primarily the result of the benefit changes by the retirement systems. Fluctuations in the pension and OPEB expense makes it difficult to compare financial information between years. Pension and OPEB expense are components of program expenses reported on the statement of activities. The District’s total expenses for fiscal year 2019 are comparable to total fiscal year 2017 expenses.

The primary sources of revenue for governmental activities are derived from property taxes and unrestricted grants and entitlements. These revenue sources represent 78.15% of the total governmental revenue. Real estate property is reappraised every six years. Property tax revenues increased due to fluctuations in the amount of tax collected and available for advance at fiscal year-end by the Summit County Fiscal Officer. Tax advances available are recorded as revenue under accounting principles generally accepted in the United States of America (GAAP). The amount of tax advances available at June 30, 2019, 2018 and 2017 was \$3,382,424, \$3,308,896 and \$2,856,858, respectively. The amount of tax advance available at year-end can vary depending upon when the County Fiscal Officer distributes tax bills.

The graph below presents the District’s governmental activities revenue and expenses for fiscal years 2019 and 2018.

Governmental Activities - Revenues and Expenses



The statement of activities shows the cost of program services and the charges for services and grants offsetting those services. The following table shows, for governmental activities, the total cost of services and the net cost of services. That is, it identifies the cost of these services supported by tax revenue and unrestricted State grants and entitlements.

**CUYAHOGA FALLS CITY SCHOOL DISTRICT
SUMMIT COUNTY, OHIO**

**MANAGEMENT'S DISCUSSION AND ANALYSIS
FOR THE FISCAL YEAR ENDED JUNE 30, 2019
(UNAUDITED)**

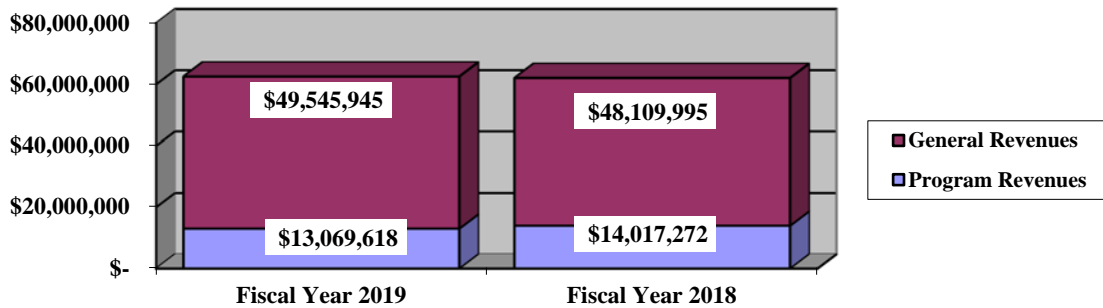
Governmental Activities

	Total Cost of Services <u>2019</u>	Net Cost of Services <u>2019</u>	Total Cost of Services <u>2018</u>	Net Cost of Services <u>2018</u>
Program expenses				
Instruction:				
Regular	\$ 20,591,995	\$ 15,892,717	\$ 9,162,709	\$ 4,493,767
Special	9,115,826	5,211,641	5,138,040	695,663
Vocational	1,018,667	274,669	642,616	(11,346)
Other	3,847,626	3,639,803	3,786,350	3,509,217
Support services:				
Pupil	3,971,894	3,940,733	2,533,081	2,456,650
Instructional staff	1,607,607	1,597,102	984,796	975,770
Board of education	273,059	273,059	254,656	254,656
Administration	3,051,881	2,920,805	1,454,051	1,293,333
Fiscal	927,024	927,024	692,481	692,481
Business	31,455	31,455	22,456	22,456
Operations and maintenance	4,970,064	4,753,783	2,610,043	2,375,540
Pupil transportation	1,346,719	1,172,083	850,490	685,590
Central	28,536	22,001	285,455	251,429
Operations of non-instructional services:				
Other non-instructional services	889,255	3,934	898,392	(98,206)
Food service operations	1,721,645	36,122	1,217,990	(531,407)
Extracurricular activities	1,216,007	842,711	820,120	270,861
Interest and fiscal charges	<u>28,502</u>	<u>28,502</u>	<u>48,610</u>	<u>48,610</u>
Total expenses	<u>\$ 54,637,762</u>	<u>\$ 41,568,144</u>	<u>\$ 31,402,336</u>	<u>\$ 17,385,064</u>

The dependence upon tax and other general revenues for governmental activities is apparent, as 72.36% of instruction activities are supported through taxes and other general revenues. For all governmental activities, general revenue support is 76.08%. The District's taxpayers and unrestricted grants and entitlements are the primary support for the District's students.

The graph below presents the District's governmental activities revenue for fiscal years 2019 and 2018.

Governmental Activities - General and Program Revenues



**CUYAHOGA FALLS CITY SCHOOL DISTRICT
SUMMIT COUNTY, OHIO**

MANAGEMENT'S DISCUSSION AND ANALYSIS
FOR THE FISCAL YEAR ENDED JUNE 30, 2019
(UNAUDITED)

The District's Funds

The District's governmental funds reported a combined fund balance of \$6,341,594, which is higher than last year's balance of \$5,592,572. The schedule below indicates the fund balance and the total change in fund balance as of June 30, 2019 and 2018.

	Fund Balance <u>June 30, 2019</u>	Fund Balance <u>June 30, 2018</u>	<u>Change</u>
General	\$ 5,941,033	\$ 4,511,723	\$ 1,429,310
Other Governmental	<u>400,561</u>	<u>1,080,849</u>	<u>(680,288)</u>
Total	<u>\$ 6,341,594</u>	<u>\$ 5,592,572</u>	<u>\$ 749,022</u>

General Fund

During fiscal year 2019, the District's general fund balance increased \$1,429,310 to a fund balance of \$5,941,033.

The table that follows assists in illustrating the financial activities of the general fund.

	<u>2019 Amount</u>	<u>2018 Amount</u>	<u>Change</u>	<u>Percentage Change</u>
<u>Revenues</u>				
Property taxes	\$ 30,800,694	\$ 29,360,936	\$ 1,439,758	4.90 %
Tuition	4,886,186	4,901,033	(14,847)	(0.30) %
Earnings on investments	192,264	71,470	120,794	169.01 %
Intergovernmental	20,848,523	20,583,406	265,117	1.29 %
Other revenues	<u>1,039,110</u>	<u>1,040,217</u>	<u>(1,107)</u>	<u>(0.11) %</u>
Total	<u>\$ 57,766,777</u>	<u>\$ 55,957,062</u>	<u>\$ 1,809,715</u>	3.23 %
<u>Expenditures</u>				
Instruction	\$ 37,138,562	\$ 34,884,816	\$ 2,253,746	6.46 %
Support services	17,886,769	16,901,777	984,992	5.83 %
Extracurricular activities	945,287	881,481	63,806	7.24 %
Capital outlay	254,632	334,002	(79,370)	(23.76) %
Debt service	<u>366,849</u>	<u>311,778</u>	<u>55,071</u>	17.66 %
Total	<u>\$ 56,592,099</u>	<u>\$ 53,313,854</u>	<u>\$ 3,278,245</u>	6.15 %

Revenues of the general fund increased \$1,809,715 or 3.23%. The most significant increase was in the area of property taxes which increased \$1,439,758 or 4.90%. Property tax revenues increased due to an increase in public utility property tax. Earnings on investments increased \$120,794 due to better interest rates. Intergovernmental revenues increased \$265,117 due to an increase in State foundation money.

Expenditures of the general fund increased \$3,278,245 or 6.15%. The most significant increase was in the area of instruction which increased \$2,253,746. The increase in instruction was mostly due to an increase in costs related to wages and benefits.

**CUYAHOGA FALLS CITY SCHOOL DISTRICT
SUMMIT COUNTY, OHIO**

**MANAGEMENT'S DISCUSSION AND ANALYSIS
FOR THE FISCAL YEAR ENDED JUNE 30, 2019
(UNAUDITED)**

General Fund Budgeting Highlights

The District's budget is prepared according to Ohio law and is based on accounting for certain transactions on a basis of cash receipts, disbursements and encumbrances. The most significant budgeted fund is the general fund.

During the course of fiscal year 2019, the District amended its general fund budgeted revenues several times. For the general fund, original budgeted revenues and other financing sources of \$57,320,729 were increased to \$59,482,822 in the final budget. Actual revenues and other financing sources for fiscal year 2019 were \$57,359,899 which was \$2,122,923 less than budgeted amounts.

General fund original appropriations (appropriated expenditures plus other financing uses) of \$59,476,981 were increased to \$59,355,089 in the final budget. The actual budget basis expenditures and other financing uses for fiscal year 2019 totaled \$57,199,767. This amount was \$2,155,322 less than the final budget.

Capital Assets and Debt Administration

Capital Assets

At the end of fiscal year 2019, the District had \$7,743,719 invested in land, land improvements, buildings and improvements, improvements other than buildings, furniture and equipment, and vehicles. This entire amount is reported in governmental activities. The following table shows June 30, 2019 balances compared to June 30, 2018.

**Capital Assets at June 30
(Net of Depreciation)**

	Governmental Activities	
	2019	2018
Land	\$ 1,321,765	\$ 1,321,765
Land improvements	563,270	399,602
Building and improvements	4,220,771	4,456,134
Improvements other than buildings	122,863	130,790
Furniture and equipment	474,235	459,172
Vehicles	1,040,815	916,191
Total	\$ 7,743,719	\$ 7,683,654

The overall increase in capital assets of \$60,065 is due to additions of \$739,686 exceeding depreciation expense of \$679,621.

See Note 8 to the basic financial statements for additional information on the District's capital assets.

**CUYAHOGA FALLS CITY SCHOOL DISTRICT
SUMMIT COUNTY, OHIO**

**MANAGEMENT'S DISCUSSION AND ANALYSIS
FOR THE FISCAL YEAR ENDED JUNE 30, 2019
(UNAUDITED)**

Debt Administration

At June 30, 2019, the District had \$510,624 in capital leases outstanding. Of this total, \$166,395 is due within one year and \$344,229 is due in more than one year.

The following table summarizes the bonds and capital leases outstanding.

Outstanding Debt, at Year End

	Governmental Activities <u>2019</u>	Governmental Activities <u>2018</u>
Governmental obligation bonds	\$ -	\$ 575,000
Capital Leases	<u>510,624</u>	<u>600,802</u>
Total	<u>\$ 510,624</u>	<u>\$ 1,175,802</u>

At June 30, 2019, the District had a voted debt margin of \$68,784,642 and an unvoted debt margin of \$770,663.

See Note 10 to the basic financial statements for detail on the District's debt administration.

Current Related Financial Activities

A challenge facing the District is the future of state funding. The State of Ohio was found by the Ohio Supreme Court in March 1997 to be operating an unconstitutional educational system, one that was neither "adequate" nor "equitable." Since 1997, the state has directed its tax revenue growth toward school districts with little property tax wealth. On December 11, 2002, the Ohio Supreme Court issued its latest opinion regarding the state's school funding plan. The decision reaffirmed earlier decisions that Ohio's current school-funding plan is unconstitutional. At this time, the District is unable to determine what effect, if any, this decision will have on its future state funding and on its financial operations.

The District's system of budgeting and internal controls is well regarded. All of the District's financial abilities will be needed to meet the financial challenges of the future.

Contacting the District's Financial Management

This financial report is designed to provide our citizens, taxpayers, and investors and creditors with a general overview of the District's finances and to show the District's accountability for the money it receives. If you have questions about this report or need additional financial information contact Ms. Kristy Stoicoiu, Treasurer, Cuyahoga Falls City School District, 431 Stow Avenue, Cuyahoga Falls, Ohio 44221.

THIS PAGE IS INTENTIONALLY LEFT BLANK

**CUYAHOGA FALLS CITY SCHOOL DISTRICT
SUMMIT COUNTY, OHIO**

STATEMENT OF NET POSITION
JUNE 30, 2019

	Governmental Activities
Assets:	
Equity in pooled cash and cash equivalents . . .	\$ 9,111,119
Receivables:	
Property taxes	31,190,855
Payment in lieu of taxes	354,586
Intergovernmental	986,190
Prepayments	121,784
Materials and supplies inventory.	5,699
Inventory held for resale.	13,613
Net OPEB asset	3,436,859
Capital assets:	
Nondepreciable capital assets	1,321,765
Depreciable capital assets, net.	6,421,954
Capital assets, net	7,743,719
Total assets.	52,964,424
 Deferred outflows of resources:	
Pension	15,469,202
OPEB	775,062
Total deferred outflows of resources	16,244,264
 Liabilities:	
Accounts payable.	254,396
Accrued wages and benefits payable	5,372,643
Intergovernmental payable	124,516
Pension and postemployment benefits payable	768,638
Accrued interest payable	9,116
Long-term liabilities:	
Due within one year.	269,751
Due in more than one year:	
Net pension liability	58,107,252
Net OPEB liability	5,442,172
Other amounts due in more than one year	2,663,180
Total liabilities	73,011,664
 Deferred inflows of resources:	
Property taxes levied for the next fiscal year.	27,463,225
Payment in lieu of taxes levied for the next fiscal year	354,586
Pension	4,922,264
OPEB	6,431,541
Total deferred inflows of resources	39,171,616
 Net position:	
Net investment in capital assets	7,233,095
Restricted for:	
Locally funded programs	9,497
State funded programs.	7,526
Federally funded programs	9,842
Student activities	123,246
Food service operations	145,939
Unrestricted (deficit)	(50,503,737)
Total net position.	\$ (42,974,592)

SEE ACCOMPANYING NOTES TO THE BASIC FINANCIAL STATEMENTS

**CUYAHOGA FALLS CITY SCHOOL DISTRICT
SUMMIT COUNTY, OHIO**

STATEMENT OF ACTIVITIES
FOR THE FISCAL YEAR ENDED JUNE 30, 2019

	Program Revenues			Net (Expense) Revenue and Changes in Net Position
	Expenses	Charges for Services and Sales	Operating Grants and Contributions	Governmental Activities
Governmental activities:				
Instruction:				
Regular	\$ 20,591,995	\$ 4,095,923	\$ 603,355	\$ (15,892,717)
Special	9,115,826	618,603	3,285,582	(5,211,641)
Vocational	1,018,667	446,773	297,225	(274,669)
Other	3,847,626	-	207,823	(3,639,803)
Support services:				
Pupil	3,971,894	-	31,161	(3,940,733)
Instructional staff	1,607,607	5,857	4,648	(1,597,102)
Board of education	273,059	-	-	(273,059)
Administration	3,051,881	1,023	130,053	(2,920,805)
Fiscal	927,024	-	-	(927,024)
Business	31,455	-	-	(31,455)
Operations and maintenance	4,970,064	149,403	66,878	(4,753,783)
Pupil transportation	1,346,719	60,976	113,660	(1,172,083)
Central	28,536	6,535	-	(22,001)
Operation of non-instructional services:				
Other non-instructional services	889,255	19,332	865,989	(3,934)
Food service operations	1,721,645	517,193	1,168,330	(36,122)
Extracurricular activities	1,216,007	349,088	24,208	(842,711)
Interest and fiscal charges	28,502	-	-	(28,502)
Total governmental activities	\$ 54,637,762	\$ 6,270,706	\$ 6,798,912	(41,568,144)
General revenues:				
Property taxes levied for:				
General purposes				30,759,697
Debt service				193,343
Payments in lieu of taxes				148,003
Grants and entitlements not restricted to specific programs				17,985,187
Investment earnings				192,264
Miscellaneous				267,451
Total general revenues				49,545,945
Change in net position				7,977,801
Net position at beginning of year				(50,952,393)
Net position at end of year				\$ (42,974,592)

SEE ACCOMPANYING NOTES TO THE BASIC FINANCIAL STATEMENTS

**CUYAHOGA FALLS CITY SCHOOL DISTRICT
SUMMIT COUNTY, OHIO**

**BALANCE SHEET
GOVERNMENTAL FUNDS
JUNE 30, 2019**

	<u>General</u>	<u>Nonmajor Governmental Funds</u>	<u>Total Governmental Funds</u>
Assets:			
Equity in pooled cash and cash equivalents.	\$ 8,598,953	\$ 512,166	\$ 9,111,119
Receivables:			
Property taxes.	31,190,855	-	31,190,855
Payment in lieu of taxes	354,586	-	354,586
Interfund loans	35,274	-	35,274
Intergovernmental.	879,734	106,456	986,190
Prepayments.	119,934	1,850	121,784
Materials and supplies inventory.	-	5,699	5,699
Inventory held for resale.	-	13,613	13,613
Total assets	\$ 41,179,336	\$ 639,784	\$ 41,819,120
Liabilities:			
Accounts payable	\$ 234,813	\$ 19,583	\$ 254,396
Accrued wages and benefits payable	5,325,362	47,281	5,372,643
Compensated absences payable	5,684	-	5,684
Intergovernmental payable	124,176	340	124,516
Pension and postemployment benefits payable	738,349	30,289	768,638
Interfund loans payable.	-	35,274	35,274
Total liabilities.	6,428,384	132,767	6,561,151
Deferred inflows of resources:			
Property taxes levied for the next fiscal year.	27,463,225	-	27,463,225
Payment in lieu of taxes levied for the next fiscal year.	354,586	-	354,586
Delinquent property tax revenue not available.	345,206	-	345,206
Intergovernmental revenue not available.	-	5,385	5,385
Miscellaneous revenue not available.	646,902	101,071	747,973
Total deferred inflows of resources	28,809,919	106,456	28,916,375
Fund balances:			
Nonspendable:			
Materials and supplies inventory.	-	5,699	5,699
Prepays.	119,934	1,850	121,784
Unclaimed monies	11,808	-	11,808
Restricted:			
Food service operations	-	185,158	185,158
Non-public schools	-	7,526	7,526
Vocational education.	-	10,947	10,947
Other purposes.	-	9,497	9,497
Extracurricular activities	-	123,246	123,246
Committed:			
Capital improvements	-	72,253	72,253
Other purposes.	-	327	327
Assigned:			
Student instruction	217,361	-	217,361
Student and staff support.	1,248,412	-	1,248,412
Extracurricular activities	5,000	-	5,000
Uniform school supplies	100,681	-	100,681
Subsequent year's appropriations	1,117,341	-	1,117,341
Adult education	6,089	-	6,089
Other purposes.	73	-	73
Unassigned (deficit).	3,114,334	(15,942)	3,098,392
Total fund balances	5,941,033	400,561	6,341,594
Total liabilities, deferred inflows and fund balances	\$ 41,179,336	\$ 639,784	\$ 41,819,120

SEE ACCOMPANYING NOTES TO THE BASIC FINANCIAL STATEMENTS

**CUYAHOGA FALLS CITY SCHOOL DISTRICT
SUMMIT COUNTY, OHIO**

RECONCILIATION OF TOTAL GOVERNMENTAL FUND BALANCES TO
NET POSITION OF GOVERNMENTAL ACTIVITIES
FOR THE FISCAL YEAR ENDED JUNE 30, 2019

Total governmental fund balances		\$	6,341,594
<i>Amounts reported for governmental activities on the statement of net position are different because:</i>			
Capital assets used in governmental activities are not financial resources and therefore are not reported in the funds.			7,743,719
Other long-term assets are not available to pay for current-period expenditures and therefore are deferred inflows in the funds.			
Property taxes receivable	\$	345,206	
Intergovernmental receivable		551,152	
Miscellaneous receivable		202,206	
Total			1,098,564
Accrued interest payable is not due and payable in the current period and therefore is not reported in the funds.			(9,116)
The net pension liability is not due and payable in the current period; therefore, the liability and related deferred inflows/outflows are not reported in governmental funds:			
Deferred outflows of resources - pension		15,469,202	
Deferred inflows of resources - pension		(4,922,264)	
Net pension liability		(58,107,252)	
Total			(47,560,314)
The net OPEB liability/asset is not due and payable in the current period; therefore, the liability/asset and related deferred inflows/outflows are not reported in governmental funds:			
Deferred outflows of resources - OPEB		775,062	
Deferred inflows of resources - OPEB		(6,431,541)	
Net OPEB asset		3,436,859	
Net OPEB liability		(5,442,172)	
Total			(7,661,792)
Long-term liabilities, including bonds payable, are not due and payable in the current period and therefore are not reported in the funds.			
Capital lease obligations		(510,624)	
Compensated absences		(2,416,623)	
Total			(2,927,247)
Net position of governmental activities			\$ (42,974,592)

SEE ACCOMPANYING NOTES TO THE BASIC FINANCIAL STATEMENTS

**CUYAHOGA FALLS CITY SCHOOL DISTRICT
SUMMIT COUNTY, OHIO**

STATEMENT OF REVENUES, EXPENDITURES AND CHANGES IN FUND BALANCES
GOVERNMENTAL FUNDS
FOR THE FISCAL YEAR ENDED JUNE 30, 2019

	<u>General</u>	<u>Nonmajor Governmental Funds</u>	<u>Total Governmental Funds</u>
Revenues:			
From local sources:			
Property taxes	\$ 30,800,694	\$ 199,731	\$ 31,000,425
Payment in lieu of taxes	147,421	582	148,003
Tuition	4,886,186	-	4,886,186
Transportation fees	60,976	-	60,976
Earnings on investments	192,264	12,545	204,809
Charges for services	-	542,549	542,549
Extracurricular	243,727	210,363	454,090
Classroom materials and fees	119,506	-	119,506
Rental income	141,449	-	141,449
Other local revenues	326,031	22,580	348,611
Intergovernmental - state	20,454,066	887,985	21,342,051
Intergovernmental - federal	394,457	3,214,283	3,608,740
Total revenues	<u>57,766,777</u>	<u>5,090,618</u>	<u>62,857,395</u>
Expenditures:			
Current:			
Instruction:			
Regular	23,116,016	626,408	23,742,424
Special	9,213,010	927,399	10,140,409
Vocational	1,098,252	61,973	1,160,225
Other	3,711,284	208,336	3,919,620
Support services:			
Pupil	4,428,583	29,288	4,457,871
Instructional staff	1,836,323	4,659	1,840,982
Board of education	278,005	-	278,005
Administration	3,410,790	130,381	3,541,171
Fiscal	993,882	3,223	997,105
Business	65,349	-	65,349
Operations and maintenance	5,523,978	101,989	5,625,967
Pupil transportation	1,321,323	-	1,321,323
Central	28,536	-	28,536
Operation of non-instructional services:			
Other non-instructional services	-	1,022,544	1,022,544
Food service operations	-	1,700,082	1,700,082
Extracurricular activities	945,287	365,249	1,310,536
Capital outlay	254,632	-	254,632
Debt service:			
Principal retirement	344,810	575,000	919,810
Interest and fiscal charges	22,039	14,375	36,414
Total expenditures	<u>56,592,099</u>	<u>5,770,906</u>	<u>62,363,005</u>
Excess (deficiency) of revenues over expenditures	<u>1,174,678</u>	<u>(680,288)</u>	<u>494,390</u>
Other financing sources (uses):			
Transfers in	-	39,432	39,432
Transfers (out)	-	(39,432)	(39,432)
Capital lease transaction	254,632	-	254,632
Total other financing sources (uses)	<u>254,632</u>	<u>-</u>	<u>254,632</u>
Net change in fund balances	1,429,310	(680,288)	749,022
Fund balances at beginning of year	<u>4,511,723</u>	<u>1,080,849</u>	<u>5,592,572</u>
Fund balances at end of year	<u>\$ 5,941,033</u>	<u>\$ 400,561</u>	<u>\$ 6,341,594</u>

SEE ACCOMPANYING NOTES TO THE BASIC FINANCIAL STATEMENTS

**CUYAHOGA FALLS CITY SCHOOL DISTRICT
SUMMIT COUNTY, OHIO**

RECONCILIATION OF THE STATEMENT OF REVENUES, EXPENDITURES
AND CHANGES IN FUND BALANCES OF GOVERNMENTAL FUNDS
TO THE STATEMENT OF ACTIVITIES
FOR THE FISCAL YEAR ENDED JUNE 30, 2019

Net change in fund balances - total governmental funds	\$	749,022
<i>Amounts reported for governmental activities in the statement of activities are different because:</i>		
Governmental funds report capital outlays as expenditures. However, in the statement of activities, the cost of those assets is allocated over their estimated useful lives as depreciation expense.		
Capital asset additions	\$ 739,686	
Current year depreciation	<u>(679,621)</u>	
Total		60,065
Revenues in the statement of activities that do not provide current financial resources are not reported as revenues in the funds.		
Property taxes	(47,385)	
Miscellaneous	(258,489)	
Intergovernmental	<u>260,863</u>	
Total		(45,011)
Repayment of bond and capital lease principal is an expenditure in the governmental funds, but the repayment reduces long-term liabilities on the statement of net position. Principal payments during the year were:		
		919,810
Issuances of capital leases are recorded as other financing sources in the funds; however, in the statement of activities, they are not reported as other financing sources as they increase liabilities on the statement of net position.		
		(254,632)
In the statement of activities, interest is accrued on outstanding bonds, whereas in governmental funds, an interest expenditure is reported when due. The following items resulted in less interest being reported in the statement of activities:		
Change in accrued interest payable	2,447	
Amortization of bond premiums	10,548	
Amortization of deferred charges	<u>(5,083)</u>	
Total		7,912
Contractually required contributions are reported as expenditures in governmental funds; however, the statement of net position reports these amounts as deferred outflows.		
Pension		4,309,111
OPEB		152,166
Except for amounts reported as deferred inflows/outflows, changes in the net pension liability and net OPEB liability/asset are reported as pension expense and OPEB expense in the statement of activities.		
Pension		(5,091,828)
OPEB		7,317,749
Some expenses reported in the statement of activities, such as compensated absences, do not require the use of current financial resources and therefore are not reported as expenditures in governmental funds.		
		<u>(146,563)</u>
Change in net position of governmental activities	\$	<u>7,977,801</u>

SEE ACCOMPANYING NOTES TO THE BASIC FINANCIAL STATEMENTS

**CUYAHOGA FALLS CITY SCHOOL DISTRICT
SUMMIT COUNTY, OHIO**

STATEMENT OF REVENUES, EXPENDITURES AND CHANGES IN
FUND BALANCE - BUDGET AND ACTUAL (NON-GAAP BUDGETARY BASIS)
GENERAL FUND
FOR THE FISCAL YEAR ENDED JUNE 30, 2019

	<u>Budgeted Amounts</u>			Variance with Final Budget Positive (Negative)
	<u>Original</u>	<u>Final</u>	<u>Actual</u>	
Revenues:				
From local sources:				
Property taxes	\$ 38,185,823	\$ 30,772,120	\$ 30,772,121	\$ 1
Payment in lieu of taxes.	129,235	147,421	147,421	-
Tuition.	5,406,638	4,761,311	4,761,311	-
Transportation fees.	44,600	60,859	60,976	117
Earnings on investments	121,057	178,783	192,264	13,481
Extracurricular.	53,023	49,882	49,882	-
Rental income	146,546	116,385	122,936	6,551
Other local revenues	209,913	184,457	186,911	2,454
Intergovernmental - state	12,831,303	20,414,513	20,414,513	-
Intergovernmental - federal	-	193,691	193,691	-
Total revenues	<u>57,130,855</u>	<u>56,879,422</u>	<u>56,902,026</u>	<u>22,604</u>
Expenditures:				
Current:				
Instruction:				
Regular	23,627,684	22,924,878	22,924,878	-
Special.	9,111,007	9,256,221	9,256,221	-
Vocational.	1,090,634	1,079,389	1,079,389	-
Other.	3,697,398	3,728,877	3,728,877	-
Support services:				
Pupil.	4,499,064	4,633,490	4,629,058	4,432
Instructional staff	2,178,492	1,834,239	1,834,239	-
Board of education	274,512	286,218	286,218	-
Administration.	3,448,630	3,394,636	3,394,636	-
Fiscal	961,644	970,131	970,131	-
Business	2,925,500	74,305	70,805	3,500
Operations and maintenance.	4,722,836	6,322,889	6,321,275	1,614
Pupil transportation	1,835,934	1,657,592	1,657,592	-
Central.	97,588	24,019	23,770	249
Extracurricular activities.	899,091	908,739	908,739	-
Total expenditures	<u>59,370,014</u>	<u>57,095,623</u>	<u>57,085,828</u>	<u>9,795</u>
Excess of expenditures over revenues.	(2,239,159)	(216,201)	(183,802)	32,399
Other financing sources (uses):				
Refund of prior year's expenditures	189,874	345,213	345,213	-
Refund of prior year's receipts.	(71,470)	(53,327)	(53,327)	-
Transfers in	-	2,160,455	14,928	(2,145,527)
Transfers (out).	-	(2,170,096)	(24,569)	2,145,527
Advances in.	-	58,069	58,069	-
Advances (out)	(35,497)	(36,043)	(36,043)	-
Sale of capital assets	-	39,663	39,663	-
Total other financing sources (uses)	<u>82,907</u>	<u>343,934</u>	<u>343,934</u>	<u>-</u>
Net change in fund balance	(2,156,252)	127,733	160,132	32,399
Fund balance at beginning of year	4,991,310	4,991,310	4,991,310	-
Prior year encumbrances appropriated	1,618,849	1,618,849	1,618,849	-
Fund balance at end of year	<u>\$ 4,453,907</u>	<u>\$ 6,737,892</u>	<u>\$ 6,770,291</u>	<u>\$ 32,399</u>

SEE ACCOMPANYING NOTES TO THE BASIC FINANCIAL STATEMENTS

**CUYAHOGA FALLS CITY SCHOOL DISTRICT
SUMMIT COUNTY, OHIO**

STATEMENT OF FIDUCIARY NET POSITION
FIDUCIARY FUNDS
FOR THE FISCAL YEAR ENDED JUNE 30, 2019

	<u>Private-Purpose Trust</u>	
	<u>Scholarship</u>	<u>Agency</u>
Assets:		
Equity in pooled cash and cash equivalents	\$ 32,570	\$ 108,906
Total assets.	<u>32,570</u>	<u>\$ 108,906</u>
Liabilities:		
Accounts payable.	-	\$ 262
Due to students.	-	108,644
Total liabilities	<u>-</u>	<u>\$ 108,906</u>
Net position:		
Held in trust for scholarships	<u>32,570</u>	
Total net position.	<u>\$ 32,570</u>	

SEE ACCOMPANYING NOTES TO THE BASIC FINANCIAL STATEMENTS

**CUYAHOGA FALLS CITY SCHOOL DISTRICT
SUMMIT COUNTY, OHIO**

STATEMENT OF CHANGES IN FIDUCIARY NET POSITION
FIDUCIARY FUNDS
FOR THE FISCAL YEAR ENDED JUNE 30, 2019

		<u>Private-Purpose Trust</u>
		<u>Scholarship</u>
Additions:		
Interest	\$	807
Gifts and contributions		300
Total additions		<u>1,107</u>
 Deductions:		
Scholarships awarded		<u>3,100</u>
 Change in net position		(1,993)
Net position at beginning of year		<u>34,563</u>
Net position at end of year	\$	<u>32,570</u>

SEE ACCOMPANYING NOTES TO THE BASIC FINANCIAL STATEMENTS

THIS PAGE IS INTENTIONALLY LEFT BLANK

**CUYAHOGA FALLS CITY SCHOOL DISTRICT
SUMMIT COUNTY, OHIO**

**NOTES TO THE BASIC FINANCIAL STATEMENTS
FOR THE FISCAL YEAR ENDED JUNE 30, 2019**

NOTE 1 - DESCRIPTION OF THE SCHOOL DISTRICT

The Cuyahoga Falls City School District (the "District") is located in the greater metropolitan Akron area of Summit County in northeastern Ohio. The first official body designated as the Cuyahoga Falls Board of Education was formed on April 18, 1853. Both the township of Cuyahoga Falls and Cuyahoga Falls School District were formalized at that time with a school enrollment of 482.

The District is organized under Sections 2 and 3, Article VI of the Constitution of the State of Ohio. Under such laws, there is no authority for a school district to have a charter or adopt local laws. The legislative power of the District is vested in the Board of Education, consisting of five members elected at large for staggered four-year terms.

The District currently operates 6 elementary schools, 2 middle schools, and 1 comprehensive high school. The District employs 236 non-certified and 376 certified full-time and part-time employees to provide services to 4,492 students in grades K through 12 and various community groups.

NOTE 2 - SUMMARY OF SIGNIFICANT ACCOUNTING POLICIES

The basic financial statements of the District have been prepared in conformity with accounting principles generally accepted in the United States of America (GAAP) as applied to governmental units. The Governmental Accounting Standards Board (GASB) is the accepted standard-setting body for establishing governmental accounting and financial reporting principles.

A. Reporting Entity

The reporting entity has been defined in accordance with GASB Statement No. 14, "The Financial Reporting Entity" as amended by GASB Statement No. 39, "Determining Whether Certain Organizations Are Component Units" and GASB Statement No. 61, "The Financial Reporting Entity: Omnibus an amendment of GASB Statements No. 14 and No. 34". The reporting entity is composed of the primary government and component units. The primary government consists of all funds, departments, boards and agencies that are not legally separate from the District. For the District, this includes general operations, food service, and student related activities of the District.

Component units are legally separate organizations for which the District is financially accountable. The District is financially accountable for an organization if the District appoints a voting majority of the organization's Governing Board and (1) the District is able to significantly influence the programs or services performed or provided by the organization; or (2) the District is legally entitled to or can otherwise access the organization's resources; or (3) the District is legally obligated or has otherwise assumed the responsibility to finance the deficits of, or provide financial support to, the organization; or (4) the District is obligated for the debt of the organization. Component units may also include organizations that are fiscally dependent on the District in that the District approves the budget, the issuance of debt or the levying of taxes. Certain organizations are also included as component units if the nature and significance of the relationship between the primary government and the organization is such that exclusion by the primary government would render the primary government's financial statements incomplete or misleading. Based upon the application of these criteria, the District has no component units. The basic financial statements of the reporting entity include only those of the District (the primary government).

**CUYAHOGA FALLS CITY SCHOOL DISTRICT
SUMMIT COUNTY, OHIO**

NOTES TO THE BASIC FINANCIAL STATEMENTS
FOR THE FISCAL YEAR ENDED JUNE 30, 2019

NOTE 2 - SUMMARY OF SIGNIFICANT ACCOUNTING POLICIES - (Continued)

The following organizations are described due to their relationship to the District:

JOINTLY GOVERNED ORGANIZATIONS

Northeast Ohio Network for Educational Technology (NEOnet)

NEOnet was established as a jointly governed organization among sixteen school districts and the Summit County Educational Service Center that was formed July 1, 1995. NEOnet was formed for the purpose of applying modern technology (with the aid of computers and other electronic equipment) to improve administrative and instructional functions of member districts. NEOnet has since been restructured and organized as a council of governments (COG) under Ohio Revised Code 3301.075 and Chapter 167. The new COG is called the Metropolitan Regional Service Council (Council). The Council serves several program functions for the 30 school district members, such as NEOnet ITC functions and as a collaborative purchasing agent. The Council is self-supporting and conducts its fiscal services in house with a licensed treasurer.

The Council employs an Executive Director who works cooperatively with a nine-member Board of Directors consisting of four superintendents, the Portage Lakes Career Center superintendent, three members of the treasurers' committee and one member of the technology committee. The degree of control exercised by any participating school district is limited to its representation on the assembly, which elects the board of directors, who exercises total control over the operation of NEOnet including budgeting, appropriating, contracting and designating management. All revenues are generated from State funding and an annual fee per student to participating districts. The Metropolitan Regional Services Council and NEOnet are located at 700 Graham Road, Cuyahoga Falls, Ohio 44221. During the current fiscal year, the District contributed \$418,439 to NEOnet.

Six District Educational Compact (Compact)

The Six District Educational Compact is a jointly governed organization consisting of six participating school districts, to provide for the vocational and special education needs of their students. The six-member Board consists of the superintendent from each of the participating school districts. Students may attend any vocational or special education class offered by any of the six school districts. If a student elects to attend a class offered by a school district other than the school district in which the student resides, the school district of residence pays an instructional fee to the school district, which offers the class. The committee exercises total control over the operation of the Compact, including budgeting, appropriating, contracting and designating management. All financial inquiries should be addressed to the Treasurer of the Hudson City School District, 2386 Hudson-Aurora Road, Hudson, Ohio 44236.

Ohio Schools Council Association

The Ohio Schools Council Association (Council) is a Council of Governments comprised of over 200 member school districts. The jointly governed organization was formed to purchase quality products and services at the lowest possible cost to the member districts. Each district supports the Council by paying an annual participation fee. The council's Board consists of nine superintendents of the participating districts whose term rotates every year. The degree of control exercised by any school district is limited to its representation on the Board. In fiscal year 2019, the District paid \$124,324 to the Council for natural gas. Financial information can be obtained by contacting Greg Ring, Treasurer of the Greater Cleveland School Superintendents' Association, 6393 Oak Tree Boulevard, Suite 377, Independence, Ohio 44131.

**CUYAHOGA FALLS CITY SCHOOL DISTRICT
SUMMIT COUNTY, OHIO**

**NOTES TO THE BASIC FINANCIAL STATEMENTS
FOR THE FISCAL YEAR ENDED JUNE 30, 2019**

NOTE 2 - SUMMARY OF SIGNIFICANT ACCOUNTING POLICIES - (Continued)

The District participates in the Council's natural gas program. This program allows school districts to purchase natural gas at reduced rates if the school districts will commit to participating for a twelve year period. The participants make monthly payments based on estimated usage. Each month these estimated payments are compared to their actual usage and any necessary adjustments are made at the end of the fiscal year.

The City of Hamilton, a municipal corporation and political subdivision duly organized and existing under the laws of the State of Ohio, issued \$89,450,000 in debt to purchase twelve years of natural gas from CMS Energy Corporation for the participants. The participating school districts are not obligated in any manner for this debt. If a participating school district terminates its agreement, the district is entitled to recover that amount, if any, of its contributions to the operating fund which are not encumbered for its share of program administrative costs.

The District also participates in the Council's life insurance program which was implemented during a previous fiscal year. This program allows school districts to purchase life insurance at reduced rates. Grady Enterprises began providing coverage for this program beginning January 1, 2012.

PUBLIC ENTITY RISK POOL

Summit Regional Health Care Consortium

In July 2014, the District joined together with Wadsworth City School District, Barberton City School District, Copley-Fairlawn City School District, Norton City School District and Revere Local School District to establish a regional council of governments, organized under Chapter 167 of the Ohio Revised Code, known as the Summit Regional Health Care Consortium (SRHCC) for the purpose of promoting cooperative agreements and activities among its members in purchasing supplies and services and dealing with problems of mutual concern. The members of the SRHCC have undertaken a Health Benefits Program on a cooperative basis for the provision of certain medical, hospitalization, dental, prescription drug, vision, life, and disability income benefits for their employees and the eligible dependents of those employees, and any other health care benefits which the members may determine. As part of this agreement, each member is required to share in the program costs by making monthly payments to cover the program costs. The Treasurer of the fiscal agent (Copley-Fairlawn City School District) serves as the Treasurer of the SRHCC and is responsible for coordinating and administering the Health Benefits Program.

The Health Benefits Program is governed by the Board of Directors of the SRHCC (Board), which consists of one designee by each member school district (with at least one Superintendent designee), and the representative of the fiscal agent or designee. The fiscal agent Treasurer and program consultant shall serve as non-voting members. The SRHCC representatives and the fiscal agent Treasurer's representative shall serve a two-year term of office. The officers consist of a Chairperson and Vice-Chairperson who are elected for one year terms by the Board. The fiscal agent Treasurer shall be a permanent member of the Board and shall serve as the Recording Secretary.

In the event of withdrawal, members are entitled to recover its contributions to the SRHCC, if any, along with the proportionate share of interest earned on these contributions which are not encumbered for payment of its share of program costs. Claims submitted by covered persons of a withdrawing member after the recovery of funds will be exclusively the liability of the withdrawing member. Financial information for the SRHCC can be obtained from John Wheadon, Treasurer of the Copley-Fairlawn City School District at 3797 Ridgewood Road, Copley, Ohio 44321-1665.

**CUYAHOGA FALLS CITY SCHOOL DISTRICT
SUMMIT COUNTY, OHIO**

NOTES TO THE BASIC FINANCIAL STATEMENTS
FOR THE FISCAL YEAR ENDED JUNE 30, 2019

NOTE 2 - SUMMARY OF SIGNIFICANT ACCOUNTING POLICIES - (Continued)

B. Fund Accounting

The District uses funds to report its financial position and the results of its operations. A fund is a separate accounting entity with a self-balancing set of accounts. Fund accounting is designed to demonstrate legal compliance and to aid financial management by segregating transactions related to certain school district activities or functions. Funds are classified into three categories: governmental, proprietary and fiduciary. Each category is divided into separate fund types.

GOVERNMENTAL FUNDS

Governmental funds focus on the sources, uses and balances of current financial resources. Governmental funds are those through which most governmental functions typically are financed. Expendable assets are assigned to the various governmental funds according to the purposes for which they may or must be used. Current liabilities are assigned to the fund from which they will be paid. The difference between governmental fund assets plus deferred outflows of resources and liabilities plus deferred inflows of resources is reported as fund balance.

The following is the District's major governmental fund:

General fund - The general fund is used to account for and report all financial resources not accounted for and reported in another fund. The general fund balance is available for any purpose provided it is expended or transferred according to the general laws of Ohio.

Other governmental funds of the District are used to account for (a) financial resources that are restricted, committed, or assigned to expenditures for capital outlays including the acquisition or construction of capital facilities and other capital assets, (b) specific revenue sources that are restricted or committed to an expenditure for specified purposes other than debt service or capital projects and (c) financial resources that are restricted, committed, or assigned to expenditures for principal and interest.

PROPRIETARY FUND

Proprietary funds are used to account for the District's ongoing activities which are similar to those often found in the private sector. The District has no proprietary funds.

FIDUCIARY FUNDS

Fiduciary fund reporting focuses on net position and changes in net position. The fiduciary fund category is split into two classifications: private-purpose trust funds and agency funds. Trust funds are used to account for assets held by the District under a trust agreement for individuals, private organizations, or other governments and are therefore not available to support the District's own programs. The District's only trust fund is a private-purpose trust which accounts for scholarship programs for students. Agency funds are custodial in nature (assets equal liabilities) and do not involve measurement of results of operations. During fiscal year 2019, the District had an agency fund that accounts for student managed activities.

C. Basis of Presentation and Measurement Focus

Government-Wide Financial Statements - The statement of net position and the statement of activities display information about the District as a whole. These statements include the financial activities of the primary government, except for fiduciary funds.

**CUYAHOGA FALLS CITY SCHOOL DISTRICT
SUMMIT COUNTY, OHIO**

NOTES TO THE BASIC FINANCIAL STATEMENTS
FOR THE FISCAL YEAR ENDED JUNE 30, 2019

NOTE 2 - SUMMARY OF SIGNIFICANT ACCOUNTING POLICIES - (Continued)

The government-wide statement of activities presents a comparison between direct expenses and program revenues for each function or program of the governmental activities of the District. Direct expenses are those that are specifically associated with a service, program or department and therefore clearly identifiable to a particular function. Program revenues include amounts paid by the recipient of goods or services offered by the program and grants and contributions that are restricted to meeting the operational or capital requirements of a particular program. Revenues not classified as program revenues are presented as general revenues of the District.

The government-wide financial statements are prepared using the full accrual economic resources measurement focus. All assets, all deferred outflows of resources, all liabilities and all deferred inflows of resources associated with the operation of the District are included on the statement of net position.

Fund Financial Statements - Fund financial statements report detailed information about the District. The focus of governmental fund financial statements is on major funds rather than reporting funds by type. Each major fund is presented in a separate column, and all nonmajor funds are aggregated into one column. Fiduciary funds are reported by fund type.

All governmental funds are accounted for using a flow of current financial resources measurement focus. With this measurement focus, only current assets, current deferred outflows of resources, current liabilities and current deferred inflows of resources generally are included on the balance sheet. The statement of revenues, expenditures and changes in fund balances reports on the sources (i.e., revenues and other financing sources) and uses (i.e., expenditures and other financing uses) of current financial resources. This approach differs from the manner in which the governmental activities of the government-wide financial statements are prepared. Governmental fund financial statements therefore include a reconciliation with brief explanations to better identify the relationship between the government-wide statements and the statements for governmental funds.

The private-purpose trust fund is reported using the economic resources measurement focus. The agency fund does not report a measurement focus as it does not report operations.

D. Basis of Accounting

Basis of accounting determines when transactions are recorded in the financial records and reported on the financial statements. Government-wide financial statements are prepared using the accrual basis of accounting. Governmental funds use the modified accrual basis of accounting. Fiduciary funds also use the accrual basis of accounting.

Revenues - Exchange and Nonexchange Transactions - Revenue resulting from exchange transactions, in which each party gives and receives essentially equal value is recorded on the accrual basis when the exchange takes place. On a modified accrual basis, revenue is recorded in the fiscal year in which the resources are measurable and become available. Available means that the resources will be collected within the current fiscal year or are expected to be collected soon enough thereafter to be used to pay liabilities of the current fiscal year. For the District, available means expected to be received within sixty days of fiscal year end.

**CUYAHOGA FALLS CITY SCHOOL DISTRICT
SUMMIT COUNTY, OHIO**

NOTES TO THE BASIC FINANCIAL STATEMENTS
FOR THE FISCAL YEAR ENDED JUNE 30, 2019

NOTE 2 - SUMMARY OF SIGNIFICANT ACCOUNTING POLICIES - (Continued)

Nonexchange transactions, in which the District receives value without directly giving equal value in return, include property taxes, grants, entitlements and donations. On an accrual basis, revenue from property taxes is recognized in the fiscal year for which the taxes are levied (See Note 6). Revenue from grants, entitlements and donations is recognized in the fiscal year in which all eligibility requirements have been satisfied. Eligibility requirements include timing requirements, which specify the year when the resources are required to be used or the fiscal year when use is first permitted, matching requirements, in which the District must provide local resources to be used for a specified purpose, and expenditure requirements, in which the resources are provided to the District on a reimbursement basis. On a modified accrual basis, revenue from nonexchange transactions must also be available before it can be recognized.

Under the modified accrual basis, the following revenue sources are considered to be both measurable and available at fiscal year-end: property taxes available as an advance, interest, rentals, tuition, grants and student fees.

Deferred Outflows of Resources and Deferred Inflows of Resources - In addition to assets, the government-wide statement of net position will report a separate section for deferred outflows of resources. Deferred outflows of resources represent a consumption of net position that applies to a future period and will not be recognized as an outflow of resources (expense/expenditure) until then. For the District, see Notes 12 and 13 for deferred outflows of resources related to the District's net pension liability and net OPEB liability/asset, respectively.

In addition to liabilities, both the government-wide statement of net position and the governmental fund financial statements report a separate section for deferred inflows of resources. Deferred inflows of resources represent an acquisition of net position that applies to a future period and will not be recognized as an inflow of resources (revenue) until that time. For the District, deferred inflows of resources include property taxes and unavailable revenue. Property taxes represent amounts for which there is an enforceable legal claim as of June 30, 2019, but which were levied to finance fiscal year 2020 operations. These amounts have been recorded as a deferred inflow of resources on both the government-wide statement of net position and the governmental fund financial statements. Unavailable revenue is reported only on the governmental funds balance sheet, and represents receivables which will not be collected within the available period. For the District unavailable revenue includes, but is not limited to, delinquent property taxes and intergovernmental grants. These amounts are deferred and recognized as an inflow of resources in the period the amounts become available.

For the District, see Notes 12 and 13 for deferred inflows of resources related to the District's net pension liability and net OPEB liability/asset, respectively. These deferred inflows of resources are only reported on the government-wide statement of net position.

Expenses/Expenditures - On the accrual basis of accounting, expenses are recognized at the time they are incurred. The entitlement value of donated commodities used during the year is reported in the statement of revenues, expenditures and changes in fund balances as an expenditure with a like amount reported as intergovernmental revenue. Unused donated commodities are reported as inter-governmental revenue.

The measurement focus of governmental fund accounting is on decreases in net financial resources (expenditures) rather than expenses. Expenditures are generally recognized in the accounting period in which the related fund liability is incurred, if measurable. Allocations of cost, such as depreciation and amortization, are not recognized in governmental funds.

**CUYAHOGA FALLS CITY SCHOOL DISTRICT
SUMMIT COUNTY, OHIO**

**NOTES TO THE BASIC FINANCIAL STATEMENTS
FOR THE FISCAL YEAR ENDED JUNE 30, 2019**

NOTE 2 - SUMMARY OF SIGNIFICANT ACCOUNTING POLICIES - (Continued)

E. Budgets

The District is required by State statute to adopt an annual appropriated cash basis budget for all funds (except agency funds). The specific timetable for fiscal year 2019 is as follows.

1. Prior to January 15, the Superintendent and Treasurer submit to the Board of Education a proposed operating budget for the fiscal year commencing the following July 1. The budget includes proposed expenditures and the means of financing for all funds. Public hearings are publicized and conducted to obtain taxpayers' comments. The purpose of this budget document is to reflect the need for existing (or increased) tax rates.
2. By no later than January 20, the Board-adopted budget is filed with the Summit County Budget Commission for tax rate determination.
3. Prior to April 1, the Board of Education accepts, by formal resolution, the tax rates as determined by the Budget Commission and receives the Commission's certificate of estimated resources which states the projected revenue of each fund. Prior to July 1, the District must revise its budget so that total contemplated expenditures from any fund during the ensuing year will not exceed the amount stated in the certificate of estimated resources. The revised budget then serves as a basis for the appropriation measure. On or about July 1, the certificate of estimated resources is amended to include any unencumbered balances from the preceding year as reported by the District Treasurer. The certificate of estimated resources may be further amended during the year if projected increases or decreases in revenue are identified by the District Treasurer. The amounts reported as the original and final budgeted amount in the budgetary statement reflect the amounts set forth in the original and final certificate of estimated resources issued for fiscal year 2019.
4. By July 1, the annual appropriation resolution is legally enacted by the Board of Education at the fund level for all funds, which is the legal level of budgetary control. (State statute permits a temporary appropriation to be effective until no later than October 1 of each year). Resolution appropriations by fund must be within the estimated resources as certified by the County Budget Commission and the total of expenditures and encumbrances may not exceed appropriations totals.
5. Any revisions that alter the total of any fund appropriation at the legal level of control must be approved by the Board of Education.
6. Formal budgetary integration is employed as a management control device during the year for all funds consistent with statutory provisions.
7. Appropriation amounts are as originally adopted, or as amended by the Board of Education throughout the year by supplemental appropriations, which either reallocated or increased the original, appropriated amounts. The original budget figures, which appear in the statements of budgetary comparisons, represent the permanent appropriation amounts. The final budget figures, which appear in the statements of budgetary comparisons, represent the permanent appropriation amounts plus all supplemental appropriations legally enacted during the year.
8. At the close of each year, the unencumbered balance of each appropriation reverts to the respective fund from which it was appropriated and becomes subject to future appropriations. The encumbered appropriation balance is carried forward to the succeeding fiscal year.

**CUYAHOGA FALLS CITY SCHOOL DISTRICT
SUMMIT COUNTY, OHIO**

**NOTES TO THE BASIC FINANCIAL STATEMENTS
FOR THE FISCAL YEAR ENDED JUNE 30, 2019**

NOTE 2 - SUMMARY OF SIGNIFICANT ACCOUNTING POLICIES - (Continued)

F. Cash and Investments

To improve cash management, cash received by the District is pooled. Monies for all funds, including proprietary funds, are maintained in this pool. Individual fund integrity is maintained through the District's records. Each fund's interest in the pool is presented as "equity in pooled cash and cash equivalents" on the basic financial statements.

During fiscal year 2019, investments were limited to investments in repurchase agreements and the State Treasury Asset Reserve of Ohio (STAR Ohio). Except for nonparticipating investment contracts, investments are reported at fair value, which is based on quoted market prices.

During fiscal year 2019, the District invested in STAR Ohio. STAR Ohio (the State Treasury Asset Reserve of Ohio), is an investment pool managed by the State Treasurer's Office which allows governments within the State to pool their funds for investment purposes. STAR Ohio is not registered with the SEC as an investment company, but has adopted Governmental Accounting Standards Board (GASB), Statement No. 79, "Certain External Investment Pools and Pool Participants." The District measures their investment in STAR Ohio at the net asset value (NAV) per share provided by STAR Ohio. The NAV per share is calculated on an amortized cost basis that provides an NAV per share that approximates fair value.

For the fiscal year 2019, there were no limitations or restrictions on any participant withdrawals due to redemption notice periods, liquidity fees, or redemption gates. However, notice must be given 24 hours in advance of all deposits and withdrawals exceeding \$25 million. STAR Ohio reserves the right to limit the transaction to \$100 million, requiring the excess amount to be transacted the following business day(s), but only to the \$100 million limit. All accounts of the participant will be combined for these purposes.

Following Ohio statutes, the Board of Education has, by resolution, specified the funds to receive an allocation of interest earnings. Interest revenues credited to the general fund during fiscal year 2019 amounted to \$192,264 which includes \$16,764 assigned from other District funds.

For presentation on the financial statements, investments of the cash management pool and investments with original maturities of three months or less at the time they are purchased by the District are considered to be cash equivalents. Investments with an initial maturity of more than three months are reported as investments.

An analysis of the District's investments at year end is provided in Note 4.

G. Prepayments

Certain payments to vendors reflect the costs applicable to future accounting periods and are recorded as prepaid items in both government-wide and fund financial statements. These items are reported as assets on the balance sheet using the consumption method. A current asset for the prepaid amounts is recorded at the time of the purchase and the expenditure/expense is reported in the year in which services are consumed. At fiscal year-end, because prepayments are not available to finance future governmental fund expenditures, a nonspendable fund balance is recorded by an amount equal to the carrying value of the asset on the fund financial statements.

**CUYAHOGA FALLS CITY SCHOOL DISTRICT
SUMMIT COUNTY, OHIO**

NOTES TO THE BASIC FINANCIAL STATEMENTS
FOR THE FISCAL YEAR ENDED JUNE 30, 2019

NOTE 2 - SUMMARY OF SIGNIFICANT ACCOUNTING POLICIES - (Continued)

H. Inventory

On governmental fund financial statements and government-wide financial statements, purchased inventories are presented at the lower of cost or market and donated commodities are presented at their entitlement value. Inventories are recorded on a first-in, first-out basis and are expensed/expended when used. Inventories are accounted for using the consumption method.

Inventory consists of expendable supplies held for consumption, donated food and purchased food. On the fund financial statements, reported material and supplies inventory is equally offset by a nonspendable fund balance in the governmental funds which indicates that it does not constitute available spendable resources even though it is a component of net current assets.

I. Capital Assets

Capital assets are those assets not specifically related to governmental activities. These assets generally result from expenditures in the governmental funds. These assets are reported in the governmental activities column of the government-wide statement of net position, but are not reported in the fund financial statements.

All capital assets are capitalized at cost (or estimated historical cost) and updated for additions and disposals during the year. Donated assets are recorded at their acquisition values as of the date received. The District maintains a capitalization threshold of \$5,000. The District does not possess any infrastructure. Improvements are capitalized; the costs of normal maintenance and repairs that do not add to the value of the asset or materially extend an asset life are not.

All reported capital assets except land are depreciated. Improvements are depreciated over the remaining useful lives of the related capital assets. Depreciation is computed using the straight-line method over the following useful lives:

<u>Description</u>	<u>Governmental Activities Estimated Lives</u>
Land improvements	20 years
Buildings and improvements	20 - 50 years
Improvements other than buildings	20 years
Furniture and equipment	5 - 20 years
Vehicles	8 years

J. Interfund Balances

On fund financial statements, receivables and payables resulting from short-term interfund loans are classified as “interfund loans receivable/payable”. These amounts are eliminated in the governmental type activities columns of the statement of net position.

K. Compensated Absences

Compensated absences of the District consist of vacation leave and sick leave to the extent that payments to the employee for these absences are attributable to services already rendered and are not contingent on a specific event that is outside the control of the District and the employee.

**CUYAHOGA FALLS CITY SCHOOL DISTRICT
SUMMIT COUNTY, OHIO**

NOTES TO THE BASIC FINANCIAL STATEMENTS
FOR THE FISCAL YEAR ENDED JUNE 30, 2019

NOTE 2 - SUMMARY OF SIGNIFICANT ACCOUNTING POLICIES - (Continued)

The District reports compensated absences in accordance with the provisions of GASB No. 16, “Accounting for Compensated Absences”. Vacation benefits are accrued as a liability as the benefits are earned if the employee’s rights to receive compensation are attributable to services already rendered and it is probable that the District will compensate the employees for the benefits through paid time off or some other means. An accrual for earned sick leave is made to the extent that it is probable that the benefits will result in termination (severance) payments. Sick leave benefits are accrued as a liability using the termination payment method. The liability is an estimate based on the District’s past experience of making termination payments.

The entire compensated absence liability is reported on the government-wide financial statements.

For governmental fund financial statements, compensated absences are recognized as liabilities and expenditures as payments come due each period upon the occurrence of employee resignations and retirements.

L. Accrued Liabilities and Long-Term Obligations

All payables, accrued liabilities and long-term obligations are reported in the government-wide financial statements.

In general, governmental fund payables and accrued liabilities that, once incurred, are paid in a timely manner and in full from current financial resources are reported as obligations of the funds. However, claims and judgments and compensated absences that will be paid from governmental funds are reported as a liability in the fund financial statements only to the extent that they are due for payment during the current year. Bonds are recognized as a liability on the fund financial statements when due. Net pension/OPEB liability should be recognized in the governmental funds to the extent that benefit payments are due and payable and the pension/OPEB plan’s fiduciary net position is not sufficient for payment of those benefits.

M. Fund Balance

Fund balance is divided into five classifications based primarily on the extent to which the District is bound to observe constraints imposed upon the use of the resources in the governmental funds. The classifications are as follows:

Nonspendable - The nonspendable fund balance classification includes amounts that cannot be spent because they are not in spendable form or legally required to be maintained intact. The “not in spendable form” criterion includes items that are not expected to be converted to cash.

Restricted - Fund balance is reported as restricted when constraints are placed on the use of resources that are either externally imposed by creditors (such as through debt covenants), grantors, contributors, or laws or regulations of other governments, or imposed by law through constitutional provisions or enabling legislation.

Committed - The committed fund balance classification includes amounts that can be used only for the specific purposes imposed by a formal action (resolution) of the District Board of Education (the highest level of decision making authority). Those committed amounts cannot be used for any other purpose unless the District Board of Education removes or changes the specified use by taking the same type of action (resolution) it employed to previously commit those amounts. Committed fund balance also incorporates contractual obligations to the extent that existing resources in the fund have been specifically committed for use in satisfying those contractual requirements.

**CUYAHOGA FALLS CITY SCHOOL DISTRICT
SUMMIT COUNTY, OHIO**

NOTES TO THE BASIC FINANCIAL STATEMENTS
FOR THE FISCAL YEAR ENDED JUNE 30, 2019

NOTE 2 - SUMMARY OF SIGNIFICANT ACCOUNTING POLICIES - (Continued)

Assigned - Amounts in the assigned fund balance classification are intended to be used by the District for specific purposes, but do not meet the criteria to be classified as restricted nor committed. In governmental funds other than the general fund, assigned fund balance represents the remaining amount that is not restricted or committed. In the general fund, assigned amounts represent intended uses established by policies of the District Board of Education, which includes giving the Treasurer the authority to constrain monies for intended purposes.

Unassigned - Unassigned fund balance is the residual classification for the general fund and includes all spendable amounts not contained in the other classifications. In other governmental funds, the unassigned classification is only used to report a deficit fund balance resulting from overspending for specific purposes for which amounts had been restricted, committed, or assigned.

The District applies restricted resources first when expenditures are incurred for purposes for which restricted and unrestricted (committed, assigned, and unassigned) fund balance is available. Similarly, within unrestricted fund balance, committed amounts are reduced first followed by assigned, and then unassigned amounts when expenditures are incurred for purposes for which amounts in any of the unrestricted fund balance classifications could be used.

N. Estimates

The preparation of the basic financial statements in conformity with GAAP requires management to make estimates and assumptions that affect the amounts reported in the basic financial statements and accompanying notes. Actual results may differ from those estimates.

O. Bond Issuance Costs/Unamortized Bond Premium and Discount/Unamortized Deferred Charges on Debt Refundings

On government-wide financial statements, bond issuance costs are expensed in the year they occur.

Bond premiums are deferred and amortized over the term of the bonds using the straight-line method, which approximates the effective interest method. Bond premiums are presented as an addition to the face amount of the bonds. At June 30, 2019, there were no premiums outstanding on bonds.

For bond refundings resulting in the defeasance of debt reported in the government-wide financial statements, the difference between the reacquisition price and the net carrying amount of the old debt is deferred and amortized as a component of interest expense. This accounting gain or loss is amortized over the remaining life of the old debt or the life of the new debt, whichever is shorter, and is presented as deferred outflows of resources. At June 30, 2019, there were no deferred charges on refundings outstanding.

On the governmental fund financial statements, bond issuance costs and bond premiums are recognized in the current period.

P. Net Position

Net position represents the difference between assets and deferred outflows of resources and liabilities and deferred inflows of resources. The net position component "net investment in capital assets," consists of capital assets, net of accumulated depreciation, reduced by the outstanding balances of any borrowing used for the acquisition, construction or improvement of those assets. Deferred outflows of resources and deferred inflows of resources that are attributable to the acquisition, construction or improvement of those assets or related debt also should be included in this component of net position.

**CUYAHOGA FALLS CITY SCHOOL DISTRICT
SUMMIT COUNTY, OHIO**

**NOTES TO THE BASIC FINANCIAL STATEMENTS
FOR THE FISCAL YEAR ENDED JUNE 30, 2019**

NOTE 2 - SUMMARY OF SIGNIFICANT ACCOUNTING POLICIES - (Continued)

Net position is reported as restricted when there are limitations imposed on its use either through the enabling legislation adopted by the District or through external restrictions imposed by creditors, grantors or laws or regulations of other governments.

The District applies restricted resources first when an expense is incurred for purposes for which both restricted and unrestricted net position is available.

Q. Interfund Activity

Exchange transactions between funds are reported as revenues in the seller funds and as expenditures/expenses in the purchaser funds. Flows of cash or goods from one fund to another without a requirement for repayment are reported as interfund transfers. Interfund transfers are reported as other financing sources/uses in governmental funds. Repayments from funds responsible for particular expenditures/expenses to the funds that initially paid for them are not presented on the financial statements. Interfund activity between governmental funds is eliminated in the statement of activities.

R. Pensions/Other Postemployment Benefits (OPEB)

For purposes of measuring the net pension/OPEB liability, net OPEB asset, deferred outflows of resources and deferred inflows of resources related to pensions/OPEB, and pension/OPEB expense information about the fiduciary net position of the pension/OPEB plans and additions to/deductions from their fiduciary net position have been determined on the same basis as they are reported by the pension/OPEB plan. For this purpose, benefit payments (including refunds of employee contributions) are recognized when due and payable in accordance with the benefit terms. The pension/OPEB plans report investments at fair value.

S. Extraordinary and Special Items

Extraordinary items are transactions or events that are both unusual in nature and infrequent in occurrence. Special items are transactions or events that are within the control of the Board of Education and that are either unusual in nature or infrequent in occurrence. Neither type occurred during the fiscal year.

T. Fair Value

The District categorizes its fair value measurements within the fair value hierarchy established by generally accepted accounting principles. The hierarchy is based on the valuation inputs used to measure fair value of the assets. Level 1 inputs are quoted market prices in the active markets for identical assets; Level 2 inputs are significant other observable inputs; Level 3 inputs are significant unobservable inputs.

**CUYAHOGA FALLS CITY SCHOOL DISTRICT
SUMMIT COUNTY, OHIO**

NOTES TO THE BASIC FINANCIAL STATEMENTS
FOR THE FISCAL YEAR ENDED JUNE 30, 2019

NOTE 3 - ACCOUNTABILITY AND COMPLIANCE

A. Change in Accounting Principles

For fiscal year 2019, the District has implemented GASB Statement No. 83, "Certain Asset Retirement Obligations" and GASB Statement No. 88, "Certain Disclosures Related to Debt, Including Direct Borrowings and Direct Placements".

GASB Statement No. 83 addresses accounting and financial reporting for certain asset retirement obligations (AROs). An ARO is a legally enforceable liability associated with the retirement of a tangible capital asset. A government that has legal obligations to perform future asset retirement activities related to its tangible capital assets should recognize a liability. The implementation of GASB Statement No. 83 did not have an effect on the financial statements of the District.

GASB Statement No. 88 improves the information that is disclosed in notes to the basic financial statements related to debt, including direct borrowings and direct placements. It also clarifies which liabilities governments should include when disclosing information related to debt. The implementation of GASB Statement No. 88 did not have an effect on the financial statements of the District.

B. Deficit Fund Balances

Fund balances at June 30, 2019 included the following individual fund deficits:

<u>Nonmajor funds</u>	<u>Deficit</u>
Miscellaneous state grants	\$ 2,394
IDEA, Part B	2,984
Improving teacher quality	6,213
Miscellaneous federal grants	4,351

The general fund is liable for any deficit in these funds and provides transfers when cash is required, not when accruals occur. The deficit fund balances resulted from adjustments for accrued liabilities.

NOTE 4 - DEPOSITS AND INVESTMENTS

State statutes classify monies held by the District into three categories.

Active deposits are public deposits necessary to meet current demands on the treasury. Such monies must be maintained either as cash in the District treasury, in commercial accounts payable or withdrawable on demand, including negotiable order of withdrawal (NOW) accounts, or in money market deposit accounts.

Inactive deposits are public deposits that the Board of Education has identified as not required for use within the current five year period of designation of depositories. Inactive deposits must either be evidenced by certificates of deposit maturing not later than the end of the current period of designation of depositories, or by savings or deposit accounts including, but not limited to, passbook accounts.

Interim deposits are deposits of interim monies. Interim monies are those monies which are not needed for immediate use, but which will be needed before the end of the current period of designation of depositories.

Interim deposits must be evidenced by time certificates of deposit maturing not more than one year from the date of deposit or by savings or deposit accounts including passbook accounts.

**CUYAHOGA FALLS CITY SCHOOL DISTRICT
SUMMIT COUNTY, OHIO**

**NOTES TO THE BASIC FINANCIAL STATEMENTS
FOR THE FISCAL YEAR ENDED JUNE 30, 2019**

NOTE 4 - DEPOSITS AND INVESTMENTS - (Continued)

Interim monies may be deposited or invested in the following securities:

1. United States Treasury Notes, Bills, Bonds, or any other obligation or security issued by the United States Treasury or any other obligation guaranteed as to principal and interest by the United States;
2. Bonds, notes, debentures, or any other obligations or securities issued by any federal government agency or instrumentality, including, but not limited to, the Federal National Mortgage Association, Federal Home Loan Bank, Federal Farm Credit Bank, Federal Home Loan Mortgage Corporation, Government National Mortgage Association, and Student Loan Marketing Association. All federal agency securities shall be direct issuances of federal government agencies or instrumentalities;
3. Written repurchase agreements in the securities listed above provided that the fair value of the securities subject to the repurchase agreement must exceed the principal value of the agreement by at least two percent and be marked to market daily, and that the term of the agreement must not exceed thirty days;
4. Bonds and other obligations of the State of Ohio;
5. No-load money market mutual funds consisting exclusively of obligations described in items (1) and (2) above and repurchase agreements secured by such obligations, provided that investments in securities described in this division are made only through eligible institutions;
6. The State Treasurer's investment pool, the State Treasury Asset Reserve of Ohio (STAR Ohio);
7. Certain banker's acceptance and commercial paper notes for a period not to exceed one-hundred eighty days and two-hundred-seventy days, respectively, from the purchase date in an amount not to exceed forty percent of the interim monies available for investment at any one time; and,
8. Under limited circumstances, corporate notes rated in either of the two highest classifications by at least two nationally recognized rating agencies.

Protection of the District's deposits is provided by the Federal Deposit Insurance Corporation (FDIC), by eligible securities pledged by the financial institution as security for repayment, by surety company bonds deposited with the Treasurer by the financial institution or by a single collateral pool established by the financial institution to secure the repayment of all public monies deposited with the institution.

Investments in stripped principal or interest obligations, reverse repurchase agreements and derivatives are prohibited. The issuance of taxable notes for the purpose of arbitrage, the use of leverage and short selling are also prohibited. An investment must mature within five years from the date of purchase unless matched to a specific obligation or debt of the District, and must be purchased with the expectation that it will be held to maturity. Investments may only be made through specified dealers and institutions. Payment for investments may be made only upon delivery of the securities representing the investments to the Treasurer or, if the securities are not represented by a certificate, upon receipt of confirmation of transfer from the custodian.

**CUYAHOGA FALLS CITY SCHOOL DISTRICT
SUMMIT COUNTY, OHIO**

NOTES TO THE BASIC FINANCIAL STATEMENTS
FOR THE FISCAL YEAR ENDED JUNE 30, 2019

NOTE 4 - DEPOSITS AND INVESTMENTS - (Continued)

A. Cash on Hand

At fiscal year end, the District had \$500 in undeposited cash on hand which is included on the financial statements of the District as part of “equity in pooled cash and cash equivalents”.

B. Deposits with Financial Institutions

At June 30, 2019, the carrying amount of all District deposits was \$5,307,539 and the bank balance of all District deposits was \$5,358,319. Of the bank balance, \$1,304,130 was covered by the FDIC, \$2,027,095 was covered by the Ohio Pooled Collateral System and \$2,027,094 was exposed to custodial credit risk because this amount was uninsured and uncollateralized.

Custodial credit risk is the risk that, in the event of bank failure, the District will not be able to recover deposits or collateral securities that are in the possession of an outside party. The District has no deposit policy for custodial credit risk beyond the requirements of State statute. Ohio law requires that deposits either be insured or protected by (1) eligible securities pledged to the District and deposited with a qualified trustee by the financial institution as security for repayment whose fair value at all times shall be at least 105 percent of the deposits being secured, or (2) participation in the Ohio Pooled Collateral System (OPCS), a collateral pool of eligible securities deposited with a qualified trustee and pledged to the Treasurer of State to secure the repayment of all public monies deposited in the financial institution. OPCS requires the total fair value of the securities pledged to be 102 percent of the deposits being secured or a reduced rate set by the Treasurer of State. For fiscal year 2019, the District’s financial institutions were approved for a reduced collateral rate of 50 percent through the OPCS. Although all statutory requirements for the deposit of money had been followed, noncompliance with Federal requirements could potentially subject the District to a successful claim by the FDIC.

C. Investments

As of June 30, 2019, the District had the following investments and maturities:

<u>Measurement/ Investment type</u>	<u>Measurement Value</u>	<u>Investment Maturities 6 months or less</u>
<i>Amortized Cost:</i>		
STAR Ohio	\$ 825,066	\$ 825,066
<i>Fair Value:</i>		
Repurchase agreement	<u>3,119,490</u>	<u>3,119,490</u>
Total	<u>\$ 3,944,556</u>	<u>\$ 3,944,556</u>

Interest Rate Risk: As a means of limiting its exposure to fair value losses arising from rising interest rates and according to State law, the District’s investment policy limits investment portfolio maturities to five years or less.

Credit Risk: Standard & Poor’s has assigned STAR Ohio an AAAM money market rating. The federal agency securities that underlie the repurchase agreement were rated AA+ and Aaa by Standard & Poor’s and Moody’s Investor Services, respectively. Ohio law requires that STAR Ohio maintain the highest rating provided by at least one nationally recognized rating agency. The District has no policy dealing with credit risk beyond the requirements of State statute.

**CUYAHOGA FALLS CITY SCHOOL DISTRICT
SUMMIT COUNTY, OHIO**

NOTES TO THE BASIC FINANCIAL STATEMENTS
FOR THE FISCAL YEAR ENDED JUNE 30, 2019

NOTE 4 - DEPOSITS AND INVESTMENTS - (Continued)

Custodial Credit Risk: For an investment, custodial credit risk is the risk that, in the event of the failure of the counterparty, the District will not be able to recover the value of its investments or collateral securities that are in the possession of an outside party. The federal agency securities that underlie the repurchase agreement are exposed to custodial credit risk in that they are uninsured, unregistered and held by the counterparty's trust department or agent, but not in the District's name. The District has no investment policy dealing with investment custodial risk beyond the requirement in State statute that prohibits payment for investments prior to the delivery of the securities representing such investments to the Treasurer or qualified trustee.

Concentration of Credit Risk: The District places no limit on the amount that may be invested in any one issuer. The following table includes the percentage of each investment type held by the District at June 30, 2019:

<u>Measurement/ Investment type</u>	<u>Measurement Value</u>	<u>% of Total</u>
<i>Amortized Cost:</i>		
STAR Ohio	\$ 825,066	20.92
<i>Fair Value:</i>		
Repurchase agreement	<u>3,119,490</u>	<u>79.08</u>
Total	<u>\$ 3,944,556</u>	<u>100.00</u>

D. Reconciliation of Cash and Investments to the Statement of Net Position

The following is a reconciliation of cash and investments as reported in the note above to cash and investments as reported on the statement of net position as of June 30, 2019:

<u>Cash and investments per note disclosure</u>	
Carrying amount of deposits	\$ 5,307,539
Investments	3,944,556
Cash on hand	<u>500</u>
Total	<u>\$ 9,252,595</u>
 <u>Cash and investments per statement of net position</u>	
Governmental activities	\$ 9,111,119
Private-purpose trust funds	32,570
Agency funds	<u>108,906</u>
Total	<u>\$ 9,252,595</u>

**CUYAHOGA FALLS CITY SCHOOL DISTRICT
SUMMIT COUNTY, OHIO**

NOTES TO THE BASIC FINANCIAL STATEMENTS
FOR THE FISCAL YEAR ENDED JUNE 30, 2019

NOTE 5 - INTERFUND TRANSACTIONS

- A. Interfund loans receivable/payable consisted of the following at June 30, 2019, as reported on the fund statements:

<u>Receivable fund</u>	<u>Payable fund</u>	<u>Amount</u>
General	Nonmajor governmental fund	<u>\$ 35,274</u>

The primary purpose of the interfund balances is to cover costs in specific funds where revenues were not received by June 30. These interfund balances will be repaid once the anticipated revenues are received. Interfund loans between governmental funds are eliminated on the statement of net position thus there are no internal balances.

- B. Interfund transfers for the year ended June 30, 2019, consisted of the following, as reported on the fund statements:

<u>Transfers from nonmajor governmental fund to:</u>	<u>Amount</u>
Nonmajor governmental fund	<u>\$ 39,432</u>

Transfers are used to move revenues from the fund that statute or budget required to collect them to the fund that statute or budget requires to expend them and to use unrestricted revenues collected in the general fund to finance various programs accounted for in other funds in accordance with budgetary authorizations. The transfer the bond retirement fund (a nonmajor governmental fund) to the permanent improvement fund (a nonmajor governmental fund) was to move the balance of the bond retirement fund after all of the debt service expenditures related to the 2009 general obligations bonds had been expended.

NOTE 6 - PROPERTY TAXES

Property taxes are levied and assessed on a calendar year basis while the District fiscal year runs from July through June. First half tax collections are received by the District in the second half of the fiscal year. Second half tax distributions occur in the first half of the following fiscal year.

Property taxes include amounts levied against all real property and public utility property. Real property tax revenues received in calendar year 2019 represent the collection of calendar year 2018 taxes. Real property taxes received in calendar year 2019 were levied after April 1, 2018, on the assessed values as of January 1, 2018, the lien date. Assessed values for real property taxes are established by State statute at 35 percent of appraised fair value. Real property taxes are payable annually or semiannually. If paid annually, payment is due December 31; if paid semiannually, the first payment is due December 31, with the remainder payable by June 20. Under certain circumstances, State statute permits alternate payment dates to be established. Public utility property tax revenues received in calendar year 2019 represent the collection of calendar year 2018 taxes. Public utility real and personal property taxes received in calendar year 2019 became a lien on December 31, 2017, were levied after April 1, 2018, and are collected with real property taxes. Public utility real property is assessed at 35 percent of true value; public utility tangible personal property is currently assessed at varying percentages of true value.

The District receives property taxes from Summit County. The County Fiscal Officer periodically advances to the District its portion of the taxes collected. Second-half real property tax payments collected by the County by June 30, 2019, are available to finance fiscal year 2019 operations. The amount available as an advance at June 30, 2019 was \$3,382,424 in the general fund. This amount is recorded as revenue. The amount available for advance at June 30, 2018 was \$3,253,153 in the general fund and \$55,743 in the bond retirement fund (a nonmajor governmental fund). The amount of second-half real property taxes available for advance at fiscal year-end can vary based on the date the tax bills are sent.

**CUYAHOGA FALLS CITY SCHOOL DISTRICT
SUMMIT COUNTY, OHIO**

NOTES TO THE BASIC FINANCIAL STATEMENTS
FOR THE FISCAL YEAR ENDED JUNE 30, 2019

NOTE 6 - PROPERTY TAXES – (Continued)

Accrued property taxes receivable includes real property, public utility property and delinquent tangible personal property taxes which are measurable as of June 30, 2019 and for which there is an enforceable legal claim. Although total property tax collections for the next fiscal year are measurable, only the amount of real property taxes available as an advance at June 30 was levied to finance current fiscal year operations and is reported as revenue at fiscal year-end. The portion of the receivable not levied to finance current fiscal year operations is offset by a credit to deferred inflows.

On the accrual basis of accounting, collectible delinquent property taxes have been recorded as a receivable and revenue, while on a modified accrual basis of accounting the revenue has been reported as a deferred inflow.

The assessed values upon which the fiscal year 2019 taxes were collected are:

	2018 Second Half Collections		2019 First Half Collections	
	<u>Amount</u>	<u>Percent</u>	<u>Amount</u>	<u>Percent</u>
Agricultural/residential and other real estate	\$ 765,494,230	99.40	\$ 765,949,860	99.39
Public utility personal	<u>4,624,870</u>	<u>0.60</u>	<u>4,712,830</u>	<u>0.61</u>
Total	<u>\$ 770,119,100</u>	<u>100.00</u>	<u>\$ 770,662,690</u>	<u>100.00</u>
Tax rate per \$1,000 of assessed valuation for:				
General	\$73.89		\$73.89	
Bond retirement	0.77		-	

NOTE 7 - RECEIVABLES

Receivables at June 30, 2019 consisted of property taxes, payment in lieu of taxes and intergovernmental grants and entitlements. All receivables are considered collectible in full due to the ability to foreclose for the nonpayment of taxes, the stable condition of State programs and the current year guarantee of federal funds with the exception of the amount due from Schnee Learning Center which has a going concern.

A summary of the principal items of receivables reported on the statement of net position follows:

Governmental activities:	
Property taxes	\$ 31,190,855
Payment in lieu of taxes	354,586
Intergovernmental	<u>986,190</u>
Total	<u>\$ 32,531,631</u>

Receivables have been disaggregated on the face of the financial statements. All receivables are expected to be collected within one year.

**CUYAHOGA FALLS CITY SCHOOL DISTRICT
SUMMIT COUNTY, OHIO**

NOTES TO THE BASIC FINANCIAL STATEMENTS
FOR THE FISCAL YEAR ENDED JUNE 30, 2019

NOTE 8 - CAPITAL ASSETS

Capital asset activity for the fiscal year ended June 30, 2019, was as follows:

	Balance			Balance
	<u>June 30, 2018</u>	<u>Additions</u>	<u>Disposals</u>	<u>June 30, 2019</u>
Governmental activities:				
<i>Capital assets, not being depreciated:</i>				
Land	\$ 1,321,765	\$ -	\$ -	\$ 1,321,765
Total capital assets, not being depreciated	<u>1,321,765</u>	<u>-</u>	<u>-</u>	<u>1,321,765</u>
<i>Capital assets, being depreciated:</i>				
Land improvements	2,743,296	239,645	-	2,982,941
Buildings and improvements	24,010,453	89,462	-	24,099,915
Improvements other than buildings	158,533	-	-	158,533
Furniture and equipment	1,960,064	115,094	-	2,075,158
Vehicles	<u>2,298,155</u>	<u>295,485</u>	<u>(144,547)</u>	<u>2,449,093</u>
Total capital assets, being depreciated	<u>31,170,501</u>	<u>739,686</u>	<u>(144,547)</u>	<u>31,765,640</u>
<i>Less: accumulated depreciation:</i>				
Land improvements	(2,343,694)	(75,977)	-	(2,419,671)
Buildings and improvements	(19,554,319)	(324,825)	-	(19,879,144)
Improvements other than buildings	(27,743)	(7,927)	-	(35,670)
Furniture and equipment	(1,500,892)	(100,031)	-	(1,600,923)
Vehicles	<u>(1,381,964)</u>	<u>(170,861)</u>	<u>144,547</u>	<u>(1,408,278)</u>
Total accumulated depreciation	<u>(24,808,612)</u>	<u>(679,621)</u>	<u>144,547</u>	<u>(25,343,686)</u>
Governmental activities capital assets, net	<u>\$ 7,683,654</u>	<u>\$ 60,065</u>	<u>\$ -</u>	<u>\$ 7,743,719</u>

Depreciation expense was charged to governmental functions as follows:

<u>Instruction:</u>	
Regular	\$ 212,926
Special	1,751
Vocational	10,429
<u>Support services:</u>	
Pupil	2,703
Instructional staff	9,197
Administration	1,734
Business	6,559
Operations and maintenance	161,710
Pupil transportation	201,441
<u>Operation of non-instructional services:</u>	
Other non-instructional services	1,672
Food service operations	5,809
Extracurricular activities	<u>63,690</u>
Total depreciation expense	<u>\$ 679,621</u>

**CUYAHOGA FALLS CITY SCHOOL DISTRICT
SUMMIT COUNTY, OHIO**

NOTES TO THE BASIC FINANCIAL STATEMENTS
FOR THE FISCAL YEAR ENDED JUNE 30, 2019

NOTE 9 - CAPITALIZED LEASE - LESSEE DISCLOSURE

During the current and in prior fiscal years, the District entered into capitalized leases for copier equipment, buses, a Bobcat, two mowers and a trailer. These lease agreements meet the criteria of capital lease which defines a capital lease generally as one which transfers benefits and risks of ownership to the lessee. Capital lease payments have been reclassified and are reflected as debt service expenditures in the financial statements for the governmental funds. These expenditures are reported as function expenditures on the budgetary statements.

Capital assets consisting of equipment and vehicles have been capitalized in the amount of \$1,544,005. This amount represents the present value of the minimum lease payments at the time of acquisition. Accumulated depreciation as of June 30, 2019 for equipment and vehicles was \$497,009, leaving a current book value of \$1,046,997. A corresponding liability is recorded in the government-wide financial statements. Principal payments in fiscal year 2019 totaled \$344,810 paid by the general fund.

The following is a schedule of the future long-term minimum lease payments required under the capital lease and the present value of the future minimum lease payments as of June 30, 2019:

<u>Fiscal Year Ending June 30,</u>	<u>Amount</u>
2020	\$ 186,411
2021	179,807
2022	131,291
2023	<u>55,071</u>
Total minimum lease payments	552,580
Less: Amount representing interest	<u>(41,956)</u>
Total	<u>\$ 510,624</u>

NOTE 10 - LONG-TERM OBLIGATIONS

A. During the fiscal year 2019, the following activity occurred in governmental activities long-term obligations.

	<u>Interest</u>	<u>Balance</u>	<u>Increase</u>	<u>Decrease</u>	<u>Balance</u>	<u>Amounts</u>
	<u>Rate</u>	<u>June 30, 2018</u>			<u>June 30, 2019</u>	<u>Due in</u>
						<u>One Year</u>
General Obligation Bonds:						
2009 refunding bonds	3.00 - 5.00%	\$ 575,000	\$ -	\$ (575,000)	\$ -	\$ -
Total General Obligation Bonds		<u>575,000</u>	<u>-</u>	<u>(575,000)</u>	<u>-</u>	<u>-</u>
Other Long-term Obligations:						
Capital lease obligation		600,802	254,632	(344,810)	510,624	166,395
Net pension liability		64,351,276	-	(6,244,024)	58,107,252	-
Net OPEB liability		14,157,108	-	(8,714,936)	5,442,172	-
Compensated absences		<u>2,315,456</u>	<u>507,284</u>	<u>(400,433)</u>	<u>2,422,307</u>	<u>103,356</u>
Total Other Long-term Obligations		<u>81,424,642</u>	<u>761,916</u>	<u>(15,704,203)</u>	<u>66,482,355</u>	<u>269,751</u>
Total		<u>\$ 81,999,642</u>	<u>\$ 761,916</u>	<u>\$ (16,279,203)</u>	<u>\$ 66,482,355</u>	<u>\$ 269,751</u>

**CUYAHOGA FALLS CITY SCHOOL DISTRICT
SUMMIT COUNTY, OHIO**

**NOTES TO THE BASIC FINANCIAL STATEMENTS
FOR THE FISCAL YEAR ENDED JUNE 30, 2019**

NOTE 10 - LONG-TERM OBLIGATIONS – (Continued)

Series 2009 Refunding General Obligation Bonds: On October 29, 2009, the District issued general obligation bonds (Series 2009 Refunding Bonds) to advance refund the callable portion of the Series 1999 school improvement bonds. This refunded debt is considered defeased (in-substance) and accordingly, has been removed from the statement of net position.

The refunding issue was comprised of current interest bonds, par value \$3,135,000. The interest rates on the current interest bonds range from 3.00-5.00%. Interest payments on the current interest bonds are due on June 1 and December 1 of each year. The final maturity stated in the issue was December 1, 2018. Payments of principal and interest are recorded as expenditures of the debt service fund (a nonmajor governmental fund). At June 30, 2019, there were no further obligations outstanding.

Capital Lease Obligation: Capital lease obligations will be paid from the general fund. See Note 9 for details.

Net Pension Liability and Net OPEB Liability/Asset: See Notes 12 and 13 for details. The District pays obligations related to employee compensation from the fund benefitting from their services.

Compensated Absences: Compensated absences included severance and vacation for retirees. Compensated absences will be paid from the fund from which the employee's salaries are paid. For the District, these are primarily the general fund and the food service fund (a nonmajor governmental fund).

B. Legal Debt Margin

The Ohio Revised Code provides that voted net general obligation debt of the District shall never exceed 9% of the total assessed valuation of the District. The code further provides that unvoted indebtedness shall not exceed 1/10 of 1% of the property valuation of the District. The code additionally states that unvoted indebtedness related to energy conservation debt shall not exceed 9/10 of 1% of the property valuation of the District. The assessed valuation used in determining the District's legal debt margin has been modified by House Bill 530 which became effective March 30, 2006. In accordance with House Bill 530, the assessed valuation used in the District's legal debt margin calculation excluded tangible personal property used in business, telephone or telegraph property, interexchange telecommunications company property, and personal property owned or leased by a railroad company and used in railroad operations. The effects of these debt limitations at June 30, 2019, are a voted debt margin of \$68,784,642 and an unvoted debt margin of \$770,663.

NOTE 11 - RISK MANAGEMENT

A. General Risk

The District is exposed to various risks of loss related to torts, theft of, damage to, and destruction of assets, errors and omissions, injuries to employees and natural disasters. The District has addressed these various types of risk by purchasing a comprehensive insurance policy through a commercial carrier. Settled claims have not exceeded this commercial coverage in any of the past three years. The District purchases liability, property and fleet insurance through Netherlands Insurance through Liberty Mutual.

**CUYAHOGA FALLS CITY SCHOOL DISTRICT
SUMMIT COUNTY, OHIO**

NOTES TO THE BASIC FINANCIAL STATEMENTS
FOR THE FISCAL YEAR ENDED JUNE 30, 2019

NOTE 11 - RISK MANAGEMENT – (Continued)

There has been no significant reduction of coverage from the prior years. Limits of coverage and deductibles are as follows:

	<u>Coverage</u>	<u>Deductible</u>
Property Insurance - District	\$142,236,813	\$ 5,000
Liability Insurance	1,000,000/2,000,000	0/0
Fleet Insurance	1,000,000	0
Collision	A.C.V.	1,000

B. Health Insurance

On July 1, 2014, the District joined the Summit Regional Health Care Consortium (SRHCC) Health Benefits Program, a public entity risk pool, to provide employee hospitalization, dental, prescription drug and life. Premium rates are set or determined by the Board of Directors of the SRHCC. To the extent and in the manner permitted by any applicable agreements, policies, rules, regulations and laws, each member of the SRHCC may require contributions from its employees toward the cost of any benefit program being offered by the District and such contributions shall be included in the payments from the District to the fiscal agent of the SRHCC. The District pays a monthly premium to the SRHCC. Because the District is a member of the SRHCC and the SRHCC holds the reserves for Incurred But Not Reported (IBNR) claims, not the individual districts, IBNR information is not available on a district-by-district basis.

NOTE 12 - DEFINED BENEFIT PENSION PLANS

Net Pension Liability

The net pension liability reported on the statement of net position represents a liability to employees for pensions. Pensions are a component of exchange transactions—between an employer and its employees—of salaries and benefits for employee services. Pensions are provided to an employee—on a deferred-payment basis—as part of the total compensation package offered by an employer for employee services each financial period. The obligation to sacrifice resources for pensions is a present obligation because it was created as a result of employment exchanges that already have occurred.

The net pension liability represents the District’s proportionate share of each pension plan’s collective actuarial present value of projected benefit payments attributable to past periods of service, net of each pension plan’s fiduciary net position. The net pension liability calculation is dependent on critical long-term variables, including estimated average life expectancies, earnings on investments, cost of living adjustments and others. While these estimates use the best information available, unknowable future events require adjusting this estimate annually.

The Ohio Revised Code limits the District’s obligation for this liability to annually required payments. The District cannot control benefit terms or the manner in which pensions are financed; however, the District does receive the benefit of employees’ services in exchange for compensation including pension.

GASB 68 assumes the liability is solely the obligation of the employer, because (1) they benefit from employee services; and (2) State statute requires all funding to come from these employers. All contributions to date have come solely from these employers (which also includes costs paid in the form of withholdings from employees). State statute requires the pension plans to amortize unfunded liabilities within 30 years. If the amortization period exceeds 30 years, each pension plan’s board must propose corrective action to the State legislature. Any resulting legislative change to benefits or funding could significantly affect the net pension liability. Resulting adjustments to the net pension liability would be effective when the changes are legally enforceable.

**CUYAHOGA FALLS CITY SCHOOL DISTRICT
SUMMIT COUNTY, OHIO**

NOTES TO THE BASIC FINANCIAL STATEMENTS
FOR THE FISCAL YEAR ENDED JUNE 30, 2019

NOTE 12 - DEFINED BENEFIT PENSION PLANS - (Continued)

The proportionate share of each plan’s unfunded benefits is presented as a long-term *net pension liability* on the accrual basis of accounting. Any liability for the contractually-required pension contribution outstanding at the end of the year is included in *pension and postemployment benefits payable* on both the accrual and modified accrual bases of accounting.

Plan Description - School Employees Retirement System (SERS)

Plan Description - The District non-teaching employees participate in SERS, a cost-sharing multiple-employer defined benefit pension plan administered by SERS. SERS provides retirement, disability and survivor benefits, annual cost-of-living adjustments, and death benefits to plan members and beneficiaries. Authority to establish and amend benefits is provided by Ohio Revised Code Chapter 3309. SERS issues a publicly available, stand-alone financial report that includes financial statements, required supplementary information and detailed information about SERS’ fiduciary net position. That report can be obtained by visiting the SERS website at www.ohsers.org under Employers/Audit Resources.

Age and service requirements for retirement are as follows:

	Eligible to Retire on or before August 1, 2017 *	Eligible to Retire after August 1, 2017
Full benefits	Age 65 with 5 years of services credit; or Any age with 30 years of service credit	Age 67 with 10 years of service credit; or Age 57 with 30 years of service credit
Actuarially reduced benefits	Age 60 with 5 years of service credit; or Age 55 with 25 years of service credit	Age 62 with 10 years of service credit; or Age 60 with 25 years of service credit

* Members with 25 years of service credit as of August 1, 2017 will be included in this plan.

Annual retirement benefits are calculated based on final average salary multiplied by a percentage that varies based on years of service; 2.2% for the first thirty years of service and 2.5% for years of service credit over 30. Final average salary is the average of the highest three years of salary.

Effective January 1, 2018, SERS cost-of-living adjustment (COLA) changed from a fixed 3% annual increase to one based on the Consumer Price Index (CPI-W) with a cap of 2.5% and a floor of 0%. SERS also has the authority to award or suspend the COLA, or to adjust the COLA above or below CPI-W. SERS suspended the COLA increases for 2018, 2019 and 2020 for current retirees, and confirmed their intent to implement a four-year waiting period for the state of a COLA for future retirees.

Funding Policy - Plan members are required to contribute 10% of their annual covered salary and the District is required to contribute 14% of annual covered payroll. The contribution requirements of plan members and employers are established and may be amended by the SERS’ Retirement Board up to statutory maximum amounts of 10% for plan members and 14% for employers. The Retirement Board, acting with the advice of the actuary, allocates the employer contribution rate among four of the System’s funds (Pension Trust Fund, Death Benefit Fund, Medicare B Fund, and Health Care Fund). For the fiscal year ended June 30, 2019, the allocation to pension, death benefits, and Medicare B was 13.5%. The remaining 0.5% of the employer contribution rate was allocated to the Health Care Fund.

The District’s contractually required contribution to SERS was \$884,026 for fiscal year 2019. Of this amount, \$23,226 is reported as pension and postemployment benefits payable.

**CUYAHOGA FALLS CITY SCHOOL DISTRICT
SUMMIT COUNTY, OHIO**

NOTES TO THE BASIC FINANCIAL STATEMENTS
FOR THE FISCAL YEAR ENDED JUNE 30, 2019

NOTE 12 - DEFINED BENEFIT PENSION PLANS - (Continued)

Plan Description - State Teachers Retirement System (STRS)

Plan Description - Licensed teachers participate in STRS Ohio, a cost-sharing multiple-employer public employee retirement system administered by STRS. STRS provides retirement and disability benefits to members and death and survivor benefits to beneficiaries. STRS issues a stand-alone financial report that includes financial statements, required supplementary information and detailed information about STRS' fiduciary net position. That report can be obtained by writing to STRS, 275 E. Broad St., Columbus, OH 43215-3771, by calling (888) 227-7877, or by visiting the STRS website at www.strsoh.org.

New members have a choice of three retirement plans; a Defined Benefit (DB) Plan, a Defined Contribution (DC) Plan and a Combined Plan. Benefits are established by Ohio Revised Code Chapter 3307. The DB Plan offers an annual retirement allowance based on final average salary multiplied by a percentage that varies based on years of service. Effective August 1, 2015, the calculation will be 2.2% of final average salary for the five highest years of earnings multiplied by all years of service. Effective July 1, 2017, the cost-of-living adjustment was reduced to zero. Members are eligible to retire at age 60 with five years of qualifying service credit, or age 55 with 27 years of service, or 30 years of service regardless of age. Eligibility changes will be phased in until August 1, 2026, when retirement eligibility for unreduced benefits will be five years of service credit and age 65, or 35 years of service credit and at least age 60.

The DC Plan allows members to place all their member contributions and 9.53% of the 14% employer contributions into an investment account. Investment allocation decisions are determined by the member. The remaining 4.47% of the 14% employer rate is allocated to the defined benefit unfunded liability. A member is eligible to receive a retirement benefit at age 50 and termination of employment. The member may elect to receive a lifetime monthly annuity or a lump sum withdrawal.

The Combined Plan offers features of both the DB Plan and the DC Plan. In the Combined Plan, 12% of the 14% member rate goes to the DC Plan and the remaining 2% is applied to the DB Plan. Member contributions to the DC Plan are allocated among investment choices by the member, and contributions to the DB Plan from the employer and the member are used to fund the defined benefit payment at a reduced level from the regular DB Plan. The defined benefit portion of the Combined Plan payment is payable to a member on or after age 60 with five years of service. The defined contribution portion of the account may be taken as a lump sum payment or converted to a lifetime monthly annuity after termination of employment at age 50 or later.

New members who choose the DC Plan or Combined Plan will have another opportunity to reselect a permanent plan during their fifth year of membership. Members may remain in the same plan or transfer to another STRS plan. The optional annuitization of a member's defined contribution account or the defined contribution portion of a member's Combined Plan account to a lifetime benefit results in STRS bearing the risk of investment gain or loss on the account. STRS has therefore included all three plan options as one defined benefit plan for GASB 68 reporting purposes.

A DB or Combined Plan member with five or more years of credited service who is determined to be disabled may qualify for a disability benefit. Eligible survivors of members who die before service retirement may qualify for monthly benefits. New members on or after July 1, 2013, must have at least ten years of qualifying service credit to apply for disability benefits. Members in the DC Plan who become disabled are entitled only to their account balance. If a member of the DC Plan dies before retirement benefits begin, the member's designated beneficiary is entitled to receive the member's account balance.

**CUYAHOGA FALLS CITY SCHOOL DISTRICT
SUMMIT COUNTY, OHIO**

NOTES TO THE BASIC FINANCIAL STATEMENTS
FOR THE FISCAL YEAR ENDED JUNE 30, 2019

NOTE 12 - DEFINED BENEFIT PENSION PLANS - (Continued)

Funding Policy - Employer and member contribution rates are established by the State Teachers Retirement Board and limited by Chapter 3307 of the Ohio Revised Code. For fiscal year 2019, plan members were required to contribute 14% of their annual covered salary. The District was required to contribute 14%; the entire 14% was the portion used to fund pension obligations. The fiscal year 2019 contribution rates were equal to the statutory maximum rates.

The District's contractually required contribution to STRS was \$3,425,085 for fiscal year 2019. Of this amount, \$595,840 is reported as pension and postemployment benefits payable.

Pension Liabilities, Pension Expense, and Deferred Outflows of Resources and Deferred Inflows of Resources Related to Pensions

The net pension liability was measured as of June 30, 2018, and the total pension liability used to calculate the net pension liability was determined by an actuarial valuation as of that date. The District's proportion of the net pension liability was based on the District's share of contributions to the pension plan relative to the projected contributions of all participating entities.

Following is information related to the proportionate share and pension expense:

	<u>SERS</u>	<u>STRS</u>	<u>Total</u>
Proportion of the net pension liability prior measurement date	0.206607500%	0.218928500%	
Proportion of the net pension liability current measurement date	<u>0.193454300%</u>	<u>0.213881620%</u>	
Change in proportionate share	<u>-0.013153200%</u>	<u>-0.005046880%</u>	
Proportionate share of the net pension liability	\$ 11,079,486	\$ 47,027,766	\$ 58,107,252
Pension expense	\$ 412,271	\$ 4,679,557	\$ 5,091,828

At June 30, 2019, the District reported deferred outflows of resources and deferred inflows of resources related to pensions from the following sources:

	<u>SERS</u>	<u>STRS</u>	<u>Total</u>
Deferred outflows of resources			
Differences between expected and actual experience	\$ 607,641	\$ 1,085,547	\$ 1,693,188
Changes of assumptions	250,200	8,334,207	8,584,407
Difference between employer contributions and proportionate share of contributions/ change in proportionate share	3,148	879,348	882,496
Contributions subsequent to the measurement date	<u>884,026</u>	<u>3,425,085</u>	<u>4,309,111</u>
Total deferred outflows of resources	<u>\$ 1,745,015</u>	<u>\$ 13,724,187</u>	<u>\$ 15,469,202</u>

**CUYAHOGA FALLS CITY SCHOOL DISTRICT
SUMMIT COUNTY, OHIO**

NOTES TO THE BASIC FINANCIAL STATEMENTS
FOR THE FISCAL YEAR ENDED JUNE 30, 2019

NOTE 12 - DEFINED BENEFIT PENSION PLANS - (Continued)

	<u>SERS</u>	<u>STRS</u>	<u>Total</u>
Deferred inflows of resources			
Differences between expected and actual experience	\$ -	\$ 307,120	\$ 307,120
Net difference between projected and actual earnings on pension plan investments	306,979	2,851,711	3,158,690
Difference between employer contributions and proportionate share of contributions/ change in proportionate share	<u>683,295</u>	<u>773,159</u>	<u>1,456,454</u>
Total deferred inflows of resources	<u>\$ 990,274</u>	<u>\$ 3,931,990</u>	<u>\$ 4,922,264</u>

\$4,309,111 reported as deferred outflows of resources related to pension resulting from District contributions subsequent to the measurement date will be recognized as a reduction of the net pension liability in the year ending June 30, 2020.

Other amounts reported as deferred outflows of resources and deferred inflows of resources related to pension will be recognized in pension expense as follows:

Fiscal Year Ending June 30:	<u>SERS</u>	<u>STRS</u>	<u>Total</u>
2020	\$ 370,996	\$ 4,195,386	\$ 4,566,382
2021	(42,536)	2,695,127	2,652,591
2022	(363,597)	279,986	(83,611)
2023	<u>(94,148)</u>	<u>(803,387)</u>	<u>(897,535)</u>
Total	<u>\$ (129,285)</u>	<u>\$ 6,367,112</u>	<u>\$ 6,237,827</u>

Actuarial Assumptions - SERS

SERS' total pension liability was determined by their actuaries in accordance with GASB Statement No. 67, as part of their annual actuarial valuation for each defined benefit retirement plan. Actuarial valuations of an ongoing plan involve estimates of the value of reported amounts (e.g., salaries, credited service) and assumptions about the probability of occurrence of events far into the future (e.g., mortality, disabilities, retirements, employment termination). Actuarially determined amounts are subject to continual review and potential modifications, as actual results are compared with past expectations and new estimates are made about the future.

Projections of benefits for financial reporting purposes are based on the substantive plan (the plan as understood by the employers and plan members) and include the types of benefits provided at the time of each valuation and the historical pattern of sharing benefit costs between the employers and plan members to that point. The projection of benefits for financial reporting purposes does not explicitly incorporate the potential effects of legal or contractual funding limitations.

Actuarial calculations reflect a long-term perspective. For a newly hired employee, actuarial calculations will take into account the employee's entire career with the employer and also take into consideration the benefits, if any, paid to the employee after termination of employment until the death of the employee and any applicable contingent annuitant. In many cases actuarial calculations reflect several decades of service with the employer and the payment of benefits after termination.

**CUYAHOGA FALLS CITY SCHOOL DISTRICT
SUMMIT COUNTY, OHIO**

NOTES TO THE BASIC FINANCIAL STATEMENTS
FOR THE FISCAL YEAR ENDED JUNE 30, 2019

NOTE 12 - DEFINED BENEFIT PENSION PLANS - (Continued)

Key methods and assumptions used in calculating the total pension liability in the latest actuarial valuation, prepared as of June 30, 2018 are presented below:

Wage inflation	3.00%
Future salary increases, including inflation	3.50% to 18.20%
COLA or ad hoc COLA	2.50%, on and after April 1, 2018, COLA's for future retirees will be delayed for three years following commencement
Investment rate of return	7.50% net of investments expense, including inflation
Actuarial cost method	Entry age normal (level percent of payroll)

For 2018, the mortality rates were based on the RP-2014 Blue Collar Mortality Table with fully generational projection and a five-year age set-back for both males and females. Mortality among service retired members, and beneficiaries were based upon the RP-2014 Blue Collar Mortality Table with fully generational projection with Scale BB, 120% of male rates, and 110% of female rates. Mortality among disabled members was based upon the RP-2000 Disabled Mortality Table, 90% for male rates and 100% for female rates, set back five years is used for the period after disability retirement.

The most recent experience study was completed for the five year period ended June 30, 2015.

The long-term return expectation for the Pension Plan Investments has been determined using a building-block approach and assumes a time horizon, as defined in SERS' *Statement of Investment Policy*. A forecasted rate of inflation serves as the baseline for the return expectation. Various real return premiums over the baseline inflation rate have been established for each asset class. The long-term expected nominal rate of return has been determined by calculating a weighted average of the expected real return premiums for each asset class, adding the projected inflation rate, and adding the expected return from rebalancing uncorrelated asset classes.

The target allocation and best estimates of arithmetic real rates of return for each major assets class are summarized in the following table:

Asset Class	Target Allocation	Long-Term Expected Real Rate of Return
Cash	1.00 %	0.50 %
US Equity	22.50	4.75
International Equity	22.50	7.00
Fixed Income	19.00	1.50
Private Equity	10.00	8.00
Real Assets	15.00	5.00
Multi-Asset Strategies	10.00	3.00
Total	<u>100.00 %</u>	

Discount Rate - The total pension liability was calculated using the discount rate of 7.50%. The projection of cash flows used to determine the discount rate assumed the contributions from employers and from the members would be computed based on contribution requirements as stipulated by State statute. Projected inflows from investment earning were calculated using the long-term assumed investment rate of return (7.50%). Based on those assumptions, the plan's fiduciary net position was projected to be available to make all future benefit payments of current plan members. Therefore, the long-term expected rate of return on pension plan investments was applied to all periods of projected benefits to determine the total pension liability.

**CUYAHOGA FALLS CITY SCHOOL DISTRICT
SUMMIT COUNTY, OHIO**

NOTES TO THE BASIC FINANCIAL STATEMENTS
FOR THE FISCAL YEAR ENDED JUNE 30, 2019

NOTE 12 - DEFINED BENEFIT PENSION PLANS - (Continued)

Sensitivity of the District's Proportionate Share of the Net Pension Liability to Changes in the Discount Rate - Net pension liability is sensitive to changes in the discount rate, and to illustrate the potential impact the following table presents the net pension liability calculated using the discount rate of 7.50%, as well as what each plan's net pension liability would be if it were calculated using a discount rate that is one percentage point lower (6.50%), or one percentage point higher (8.50%) than the current rate.

	1% Decrease (6.50%)	Current Discount Rate (7.50%)	1% Increase (8.50%)
District's proportionate share of the net pension liability	\$ 15,606,292	\$ 11,079,486	\$ 7,284,063

Actuarial Assumptions - STRS

Key methods and assumptions used in the latest actuarial valuation, reflecting experience study results used in the July 1, 2018, actuarial valuation are presented below:

	July 1, 2018
Inflation	2.50%
Projected salary increases	12.50% at age 20 to 2.50% at age 65
Investment rate of return	7.45%, net of investment expenses, including inflation
Payroll increases	3.00%
Cost-of-living adjustments (COLA)	0.0%, effective July 1, 2017

For the July 1, 2018, actuarial valuation, post-retirement mortality rates for healthy retirees are based on the RP-2014 Annuitant Mortality Table with 50% of rates through age 69, 70% of rates between ages 70 and 79, 90% of rates between ages 80 and 84, and 100% of rates thereafter, projected forward generationally using mortality improvement scale MP-2016. Post-retirement disabled mortality rates are based on the RP-2014 Disabled Mortality Table with 90% of rates for males and 100% of rates for females, projected forward generationally using mortality improvement scale MP-2016. Pre-retirement mortality rates are based on RP-2014 Employee Mortality Table, projected forward generationally using mortality improvement scale MP-2016.

Actuarial assumptions used in the July 1, 2018 valuation are based on the results of an actuarial experience study for the period July 1, 2011 through June 30, 2016.

**CUYAHOGA FALLS CITY SCHOOL DISTRICT
SUMMIT COUNTY, OHIO**

NOTES TO THE BASIC FINANCIAL STATEMENTS
FOR THE FISCAL YEAR ENDED JUNE 30, 2019

NOTE 12 - DEFINED BENEFIT PENSION PLANS - (Continued)

STRS Ohio's investment consultant develops an estimate range for the investment return assumption based on the target allocation adopted by the Retirement Board. The target allocation and long-term expected rate of return for each major asset class are summarized as follows:

Asset Class	Target Allocation**	Long-Term Expected Real Rate of Return *
Domestic Equity	28.00 %	7.35 %
International Equity	23.00	7.55
Alternatives	17.00	7.09
Fixed Income	21.00	3.00
Real Estate	10.00	6.00
Liquidity Reserves	1.00	2.25
Total	<u>100.00 %</u>	

*10-Year geometric nominal returns, which include the real rate of return and inflation of 2.25% and does not include investment expenses. Over a 30-year period, STRS' investment consultant indicates that the above target allocations should generate a return above the actuarial rate of return, without net value added by management.

**The Target Allocation percentage is effective as of July 1, 2017. Target weights will be phased in over a 24-month period concluding on July 1, 2019.

Discount Rate - The discount rate used to measure the total pension liability was 7.45% as of June 30, 2018. The projection of cash flows used to determine the discount rate assumes member and employer contributions will be made at the statutory contribution rates in accordance with rate increases described above. For this purpose, only employer contributions that are intended to fund benefits of current plan members and their beneficiaries are included. Projected employer contributions that are intended to fund the service costs of future plan members and their beneficiaries, as well as projected contributions from future plan members, are not included. Based on those assumptions, STRS' fiduciary net position was projected to be available to make all projected future benefit payments to current plan members as of June 30, 2018. Therefore, the long-term expected rate of return on pension plan investments of 7.45% was applied to all periods of projected benefit payment to determine the total pension liability as of June 30, 2018.

Sensitivity of the District's Proportionate Share of the Net Pension Liability to Changes in the Discount Rate - The following table presents the District's proportionate share of the net pension liability calculated using the current period discount rate assumption of 7.45%, as well as what the District's proportionate share of the net pension liability would be if it were calculated using a discount rate that is one-percentage-point lower (6.45%) or one-percentage-point higher (8.45%) than the current rate:

	1% Decrease (6.45%)	Current Discount Rate (7.45%)	1% Increase (8.45%)
District's proportionate share of the net pension liability	\$ 68,677,861	\$ 47,027,766	\$ 28,703,898

**CUYAHOGA FALLS CITY SCHOOL DISTRICT
SUMMIT COUNTY, OHIO**

NOTES TO THE BASIC FINANCIAL STATEMENTS
FOR THE FISCAL YEAR ENDED JUNE 30, 2019

NOTE 13 - DEFINED BENEFIT OPEB PLANS

Net OPEB Liability/Asset

The net OPEB liability/asset reported on the statement of net position represents a liability/asset to employees for OPEB. OPEB is a component of exchange transactions—between an employer and its employees—of salaries and benefits for employee services. OPEB are provided to an employee—on a deferred-payment basis—as part of the total compensation package offered by an employer for employee services each financial period. The obligation to sacrifice resources for OPEB is a present obligation because it was created as a result of employment exchanges that already have occurred.

The net OPEB liability/asset represents the District's proportionate share of each OPEB plan's collective actuarial present value of projected benefit payments attributable to past periods of service, net of each OPEB plan's fiduciary net position. The net OPEB liability/asset calculation is dependent on critical long-term variables, including estimated average life expectancies, earnings on investments, cost of living adjustments and others. While these estimates use the best information available, unknowable future events require adjusting these estimates annually.

The Ohio Revised Code limits the District's obligation for this liability to annually required payments. The District cannot control benefit terms or the manner in which OPEB are financed; however, the District does receive the benefit of employees' services in exchange for compensation including OPEB.

GASB 75 assumes the liability is solely the obligation of the employer because they benefit from employee services. OPEB contributions come from these employers and health care plan enrollees which pay a portion of the health care costs in the form of a monthly premium. The Ohio Revised Code permits, but does not require the retirement systems to provide healthcare to eligible benefit recipients. Any change to benefits or funding could significantly affect the net OPEB liability/asset. Resulting adjustments to the net OPEB liability/asset would be effective when the changes are legally enforceable. The retirement systems may allocate a portion of the employer contributions to provide for these OPEB benefits.

The proportionate share of each plan's unfunded/funded benefits is presented as a long-term *net OPEB liability* or *net OPEB asset* on the accrual basis of accounting. Any liability for the contractually-required OPEB contribution outstanding at the end of the year is included in *pension and postemployment benefits payable* on both the accrual and modified accrual bases of accounting.

Plan Description - School Employees Retirement System (SERS)

Health Care Plan Description - The District contributes to the SERS Health Care Fund, administered by SERS for non-certificated retirees and their beneficiaries. For GASB 75 purposes, this plan is considered a cost-sharing other postemployment benefit (OPEB) plan. SERS' Health Care Plan provides healthcare benefits to eligible individuals receiving retirement, disability, and survivor benefits, and to their eligible dependents. Members who retire after June 1, 1986, need 10 years of service credit, exclusive of most types of purchased credit, to qualify to participate in SERS' health care coverage. In addition to age and service retirees, disability benefit recipients and beneficiaries who are receiving monthly benefits due to the death of a member or retiree, are eligible for SERS' health care coverage. Most retirees and dependents choosing SERS' health care coverage are over the age of 65 and therefore enrolled in a fully insured Medicare Advantage plan; however, SERS maintains a traditional, self-insured preferred provider organization for its non-Medicare retiree population. For both groups, SERS offers a self-insured prescription drug program. Health care is a benefit that is permitted, not mandated, by statute. The financial report of the Plan is included in the SERS Comprehensive Annual Financial Report which can be obtained on SERS' website at www.ohsers.org under Employers/Audit Resources.

**CUYAHOGA FALLS CITY SCHOOL DISTRICT
SUMMIT COUNTY, OHIO**

**NOTES TO THE BASIC FINANCIAL STATEMENTS
FOR THE FISCAL YEAR ENDED JUNE 30, 2019**

NOTE 13 - DEFINED BENEFIT OPEB PLANS - (Continued)

Access to health care for retirees and beneficiaries is permitted in accordance with Section 3309 of the Ohio Revised Code. The Health Care Fund was established and is administered in accordance with Internal Revenue Code Section 105(e). SERS' Retirement Board reserves the right to change or discontinue any health plan or program. Active employee members do not contribute to the Health Care Plan. The SERS Retirement Board established the rules for the premiums paid by the retirees for health care coverage for themselves and their dependents or for their surviving beneficiaries. Premiums vary depending on the plan selected, qualified years of service, Medicare eligibility, and retirement status.

Funding Policy - State statute permits SERS to fund the health care benefits through employer contributions. Each year, after the allocation for statutorily required pensions and benefits, the Retirement Board may allocate the remainder of the employer contribution of 14% of covered payroll to the Health Care Fund in accordance with the funding policy. For fiscal year 2019, 0.5% of covered payroll was made to health care. An additional health care surcharge on employers is collected for employees earning less than an actuarially determined minimum compensation amount, pro-rated if less than a full year of service credit was earned. For fiscal year 2019, this amount was \$21,600. Statutes provide that no employer shall pay a health care surcharge greater than 2% of that employer's SERS-covered payroll; nor may SERS collect in aggregate more than 1.5% of the total statewide SERS-covered payroll for the health care surcharge. For fiscal year 2019, the District's surcharge obligation was \$118,340.

The surcharge added to the allocated portion of the 14% employer contribution rate is the total amount assigned to the Health Care Fund. The District's contractually required contribution to SERS was \$152,166 for fiscal year 2019. Of this amount, \$120,285 is reported as pension and postemployment benefits payable.

Plan Description - State Teachers Retirement System (STRS)

Plan Description – The State Teachers Retirement System of Ohio (STRS) administers a cost-sharing Health Plan administered for eligible retirees who participated in the defined benefit or combined pension plans offered by STRS. Ohio law authorizes STRS to offer this plan. Benefits include hospitalization, physicians' fees, prescription drugs and partial reimbursement of monthly Medicare Part B premiums. Medicare Part B premium reimbursements will be discontinued effective January 1, 2020. The Plan is included in the report of STRS which can be obtained by visiting www.strsoh.org or by calling (888) 227-7877.

Funding Policy – Ohio Revised Code Chapter 3307 authorizes STRS to offer the Plan and gives the Retirement Board discretionary authority over how much, if any, of the health care costs will be absorbed by STRS. Active employee members do not contribute to the Health Care Plan. Nearly all health care plan enrollees, for the most recent year, pay a portion of the health care costs in the form of a monthly premium. Under Ohio law, funding for post-employment health care may be deducted from employer contributions, currently 14% of covered payroll. For the fiscal year ended June 30, 2019, STRS did not allocate any employer contributions to post-employment health care.

OPEB Liabilities/Assets, OPEB Expense, and Deferred Outflows of Resources and Deferred Inflows of Resources Related to OPEB

The net OPEB liability/asset was measured as of June 30, 2018, and the total OPEB liability/asset used to calculate the net OPEB liability/asset was determined by an actuarial valuation as of that date. The District's proportion of the net OPEB liability/asset was based on the District's share of contributions to the respective retirement systems relative to the contributions of all participating entities.

**CUYAHOGA FALLS CITY SCHOOL DISTRICT
SUMMIT COUNTY, OHIO**

NOTES TO THE BASIC FINANCIAL STATEMENTS
FOR THE FISCAL YEAR ENDED JUNE 30, 2019

NOTE 13 - DEFINED BENEFIT OPEB PLANS - (Continued)

Following is information related to the proportionate share and OPEB expense:

	<u>SERS</u>	<u>STRS</u>	<u>Total</u>
Proportion of the net OPEB liability prior measurement date	0.209235300%	0.218928500%	
Proportion of the net OPEB liability/asset current measurement date	<u>0.196165900%</u>	<u>0.213881620%</u>	
Change in proportionate share	<u>-0.013069400%</u>	<u>-0.005046880%</u>	
Proportionate share of the net OPEB liability	\$ 5,442,172	\$ -	\$ 5,442,172
Proportionate share of the net OPEB asset	\$ -	\$ (3,436,859)	\$ (3,436,859)
OPEB expense	\$ 140,166	\$ (7,457,915)	\$ (7,317,749)

At June 30, 2019, the District reported deferred outflows of resources and deferred inflows of resources related to OPEB from the following sources:

	<u>SERS</u>	<u>STRS</u>	<u>Total</u>
Deferred outflows of resources			
Differences between expected and actual experience	\$ 88,835	\$ 401,432	\$ 490,267
Difference between employer contributions and proportionate share of contributions/ change in proportionate share	-	132,629	132,629
Contributions subsequent to the measurement date	<u>152,166</u>	<u>-</u>	<u>152,166</u>
Total deferred outflows of resources	<u>\$ 241,001</u>	<u>\$ 534,061</u>	<u>\$ 775,062</u>
Deferred inflows of resources			
Differences between expected and actual experience	\$ -	\$ 200,242	\$ 200,242
Net difference between projected and actual earnings on pension plan investments	8,164	392,631	400,795
Changes of assumptions	488,937	4,682,993	5,171,930
Difference between employer contributions and proportionate share of contributions/ change in proportionate share	<u>478,727</u>	<u>179,847</u>	<u>658,574</u>
Total deferred inflows of resources	<u>\$ 975,828</u>	<u>\$ 5,455,713</u>	<u>\$ 6,431,541</u>

\$152,166 subsequent to the measurement date will be recognized as a reduction of the net OPEB liability/asset in the year ending June 30, 2020.

**CUYAHOGA FALLS CITY SCHOOL DISTRICT
SUMMIT COUNTY, OHIO**

NOTES TO THE BASIC FINANCIAL STATEMENTS
FOR THE FISCAL YEAR ENDED JUNE 30, 2019

NOTE 13 - DEFINED BENEFIT OPEB PLANS - (Continued)

Other amounts reported as deferred outflows of resources and deferred inflows of resources related to OPEB will be recognized in OPEB expense as follows:

	SERS	STRS	Total
Fiscal Year Ending June 30:			
2020	\$ (327,476)	\$ (876,159)	\$ (1,203,635)
2021	(269,804)	(876,159)	(1,145,963)
2022	(87,182)	(876,158)	(963,340)
2023	(83,708)	(786,987)	(870,695)
2024	(84,271)	(755,706)	(839,977)
Thereafter	(34,552)	(750,483)	(785,035)
Total	\$ (886,993)	\$ (4,921,652)	\$ (5,808,645)

Actuarial Assumptions - SERS

The total OPEB liability is determined by SERS' actuaries in accordance with GASB Statement No. 74, as part of their annual actuarial valuation for each retirement plan. Actuarial valuations of an ongoing plan involve estimates of the value of reported amounts (e.g., salaries, credited service) and assumptions about the probability of occurrence of events far into the future (e.g., mortality, disabilities, retirements, employment terminations). Actuarially determined amounts are subject to continual review and potential modifications, as actual results are compared with past expectations and new estimates are made about the future.

Projections of benefits for financial reporting purposes are based on the substantive plan (the plan as understood by the employers and plan members) and include the types of benefits provided at the time of each valuation and the historical pattern of sharing benefit costs between the employers and plan members to that point. The projection of benefits for financial reporting purposes does not explicitly incorporate the potential effects of legal or contractual funding limitations.

Actuarial calculations reflect a long-term perspective. For a newly hired employee, actuarial calculations will take into account the employee's entire career with the employer and also take into consideration the benefits, if any, paid to the employee after termination of employment until the death of the employee and any applicable contingent annuitant. In many cases, actuarial calculations reflect several decades of service with the employer and the payment of benefits after termination.

**CUYAHOGA FALLS CITY SCHOOL DISTRICT
SUMMIT COUNTY, OHIO**

NOTES TO THE BASIC FINANCIAL STATEMENTS
FOR THE FISCAL YEAR ENDED JUNE 30, 2019

NOTE 13 - DEFINED BENEFIT OPEB PLANS - (Continued)

Key methods and assumptions used in calculating the total OPEB liability in the latest actuarial valuation date of June 30, 2018, are presented below:

Wage inflation	3.00%
Future salary increases, including inflation	3.50% to 18.20%
Investment rate of return	7.50% net of investments expense, including inflation
Municipal bond index rate:	
Measurement date	3.62%
Prior measurement date	3.56%
Single equivalent interest rate, net of plan investment expense, including price inflation:	
Measurement date	3.70%
Prior measurement date	3.63%
Medical trend assumption:	
Medicare	5.375 to 4.75%
Pre-Medicare	7.25 to 4.75%

Mortality rates were based on the RP-2014 Blue Collar Mortality Table with fully generational projection and Scale BB, 120% of male rates and 110% of female rates. RP-2000 Disabled Mortality Table with 90% for male rates and 100% for female rates set back five years.

The most recent experience study was completed for the five year period ended June 30, 2015.

The long-term expected rate of return on plan assets is reviewed as part of the actuarial five-year experience study. The most recent study covers fiscal years 2010 through 2015, and was adopted by the Board on April 21, 2016. Several factors are considered in evaluating the long-term rate of return assumption including long-term historical data, estimates inherent in current market data, and a log-normal distribution analysis in which best-estimate ranges of expected future real rates of return were developed by the investment consultant for each major asset class. These ranges were combined to produce the long-term expected rate of return, 7.50%, by weighting the expected future real rates of return by the target asset allocation percentage and then adding expected inflation. The capital market assumptions developed by the investment consultant are intended for use over a 10-year horizon and may not be useful in setting the long-term rate of return for funding pension plans which covers a longer timeframe. The assumption is intended to be a long-term assumption and is not expected to change absent a significant change in the asset allocation, a change in the inflation assumption, or a fundamental change in the market that alters expected returns in future years.

The target asset allocation and best estimates of arithmetic real rates of return for each major asset class, as used in the June 30, 2015 five-year experience study, are summarized as follows:

Asset Class	Target Allocation	Long-Term Expected Real Rate of Return
Cash	1.00 %	0.50 %
US Equity	22.50	4.75
International Equity	22.50	7.00
Fixed Income	19.00	1.50
Private Equity	10.00	8.00
Real Assets	15.00	5.00
Multi-Asset Strategies	10.00	3.00
Total	100.00 %	

**CUYAHOGA FALLS CITY SCHOOL DISTRICT
SUMMIT COUNTY, OHIO**

NOTES TO THE BASIC FINANCIAL STATEMENTS
FOR THE FISCAL YEAR ENDED JUNE 30, 2019

NOTE 13 - DEFINED BENEFIT OPEB PLANS - (Continued)

Discount Rate - The discount rate used to measure the total OPEB liability at June 30, 2018 was 3.70%. The discount rate used to measure total OPEB liability prior to June 30, 2018 was 3.63%. The projection of cash flows used to determine the discount rate assumed that contributions will be made from members and the System at the state statute contribution rate of 2.00% of projected covered employee payroll each year, which includes a 1.50% payroll surcharge and 0.50% of contributions from the basic benefits plan. Based on these assumptions, the OPEB plan's fiduciary net position was projected to become insufficient to make future benefit payments during the fiscal year ending June 30, 2026. Therefore, the long-term expected rate of return on OPEB plan assets was used to present value the projected benefit payments through the fiscal year ending June 30, 2025 and the Fidelity General Obligation 20-year Municipal Bond Index rate of 3.62%, as of June 30, 2018 (i.e. municipal bond rate), was used to present value the projected benefit payments for the remaining years in the projection. A municipal bond rate of 3.56% was used as of June 30, 2017. The total present value of projected benefit payments from all years was then used to determine the single rate of return that was used as the discount rate. The projection of future benefit payments for all current plan members was until the benefit payments ran out.

Sensitivity of the District's Proportionate Share of the Net OPEB Liability to Changes in the Discount Rate and Changes in the Health Care Cost Trend Rates - The net OPEB liability is sensitive to changes in the discount rate and the health care cost trend rate. The following table presents the net OPEB liability of SERS, what SERS' net OPEB liability would be if it were calculated using a discount rate that is 1 percentage point lower (2.70%) and higher (4.70%) than the current discount rate (3.70%). Also shown is what SERS' net OPEB liability would be based on health care cost trend rates that are 1 percentage point lower (6.25% decreasing to 3.75%) and higher (8.25% decreasing to 5.75%) than the current rate.

	1% Decrease (2.70%)	Current Discount Rate (3.70%)	1% Increase (4.70%)
District's proportionate share of the net OPEB liability	\$ 6,603,648	\$ 5,442,172	\$ 4,522,501
	1% Decrease (6.25 % decreasing to 3.75 %)	Current Trend Rate (7.25 % decreasing to 4.75 %)	1% Increase (8.25 % decreasing to 5.75 %)
District's proportionate share of the net OPEB liability	\$ 4,390,834	\$ 5,442,172	\$ 6,834,332

**CUYAHOGA FALLS CITY SCHOOL DISTRICT
SUMMIT COUNTY, OHIO**

NOTES TO THE BASIC FINANCIAL STATEMENTS
FOR THE FISCAL YEAR ENDED JUNE 30, 2019

NOTE 13 - DEFINED BENEFIT OPEB PLANS - (Continued)

Actuarial Assumptions - STRS

Key methods and assumptions used in the latest actuarial valuation, reflecting experience study results used in the July 1, 2018, actuarial valuation, compared with July 1, 2017, are presented below:

	July 1, 2018		July 1, 2017
Inflation	2.50%		2.50%
Projected salary increases	12.50% at age 20 to 2.50% at age 65		12.50% at age 20 to 2.50% at age 65
Investment rate of return	7.45%, net of investment expenses, including inflation		7.45%, net of investment expenses, including inflation
Payroll increases	3.00%		3.00%
Cost-of-living adjustments (COLA)	0.00%		0.00%, effective July 1, 2017
Discounted rate of return	7.45%		N/A
Blended discount rate of return	N/A		4.13%
Health care cost trends			6 to 11% initial, 4.50% ultimate
	Initial	Ultimate	
Medical			
Pre-Medicare	6.00%	4.00%	
Medicare	5.00%	4.00%	
Prescription Drug			
Pre-Medicare	8.00%	4.00%	
Medicare	-5.23%	4.00%	

Projections of benefits include the historical pattern of sharing benefit costs between the employers and retired plan members.

For healthy retirees the mortality rates are based on the RP-2014 Annuitant Mortality Table with 50% of rates through age 69, 70% of rates between ages 70 and 79, 90% of rates between ages 80 and 84, and 100% of rates thereafter, projected forward generationally using mortality improvement scale MP-2016. For disabled retirees, mortality rates are based on the RP-2014 Disabled Mortality Table with 90% of rates for males and 100% of rates for females, projected forward generationally using mortality improvement scale MP-2016.

Actuarial assumptions used in the June 30, 2018 valuation are based on the results of an actuarial experience study for the period July 1, 2011 through June 30, 2016.

Assumption Changes Since the Prior Measurement Date - The discount rate was increased from the blended rate of 4.13% to the long-term expected rate of return of 7.45% based on the methodology defined under GASB Statement No. 74, Financial Reporting for Postemployment Benefit Plans Other Than Pension Plans (OPEB). Valuation year per capita health care costs were updated.

Benefit Term Changes Since the Prior Measurement Date - The subsidy multiplier for non-Medicare benefit recipients was increased from 1.90% to 1.944% per year of service effective January 1, 2019. The non-Medicare frozen subsidy base premium was increased effective January 1, 2019 and all remaining Medicare Part B premium reimbursements will be discontinued beginning January 1, 2020.

**CUYAHOGA FALLS CITY SCHOOL DISTRICT
SUMMIT COUNTY, OHIO**

NOTES TO THE BASIC FINANCIAL STATEMENTS
FOR THE FISCAL YEAR ENDED JUNE 30, 2019

NOTE 13 - DEFINED BENEFIT OPEB PLANS - (Continued)

STRS' investment consultant develops an estimate range for the investment return assumption based on the target allocation adopted by the Retirement Board. The target allocation and long-term expected rate of return for each major asset class are summarized as follows:

Asset Class	Target Allocation**	Long Term Expected Real Rate of Return *
Domestic Equity	28.00 %	7.35 %
International Equity	23.00	7.55
Alternatives	17.00	7.09
Fixed Income	21.00	3.00
Real Estate	10.00	6.00
Liquidity Reserves	1.00	2.25
Total	<u>100.00 %</u>	

*10-Year geometric nominal returns, which include the real rate of return and inflation of 2.25% and does not include investment expenses. Over a 30-year period, STRS' investment consultant indicates that the above target allocations should generate a return above the actuarial rate of return, without net value added by management.

** The Target Allocation percentage is effective as of July 1, 2017. Target weights will be phased in over a 24-month period concluding on July 1, 2019.

Discount Rate - The discount rate used to measure the total OPEB asset was 7.45% as of June 30, 2018. A discount rate used to measure the total OPEB liability was 4.13% as of June 30, 2017. The projection of cash flows used to determine the discount rate assumes STRS Ohio continues to allocate no employer contributions to the health care fund. Based on these assumptions, the OPEB plan's fiduciary net position was projected to be available to make all projected future benefit payments to current plan members. Therefore, the long-term expected rate of return on health care plan investments of 7.45% was used to measure the total OPEB asset as of June 30, 2018.

Sensitivity of the District's Proportionate Share of the Net OPEB Asset to Changes in the Discount and Health Care Cost Trend Rate - The following table represents the net OPEB asset as of June 30, 2018, calculated using the current period discount rate assumption of 7.45%, as well as what the net OPEB asset would be if it were calculated using a discount rate that is one percentage point lower (6.45%) or one percentage point higher (8.45%) than the current assumption. Also shown is the net OPEB asset as if it were calculated using health care cost trend rates that are one percentage point lower or one percentage point higher than the current health care cost trend rates.

	1% Decrease (6.45%)	Current Discount Rate (7.45%)	1% Increase (8.45%)
	District's proportionate share of the net OPEB asset	\$ 2,945,710	\$ 3,436,859

	1% Decrease	Current Trend Rate	1% Increase
	District's proportionate share of the net OPEB asset	\$ 3,826,344	\$ 3,436,859

**CUYAHOGA FALLS CITY SCHOOL DISTRICT
SUMMIT COUNTY, OHIO**

NOTES TO THE BASIC FINANCIAL STATEMENTS
FOR THE FISCAL YEAR ENDED JUNE 30, 2019

NOTE 14 - BUDGETARY BASIS OF ACCOUNTING

While reporting financial position, results of operations, and changes in fund balance on the basis of generally accepted accounting principles (GAAP), the budgetary basis as provided by law is based upon accounting for certain transactions on a basis of cash receipts and disbursements.

The statement of revenue, expenditures and changes in fund balance - budget and actual (non-GAAP budgetary basis) presented for the general fund is presented on the budgetary basis to provide a meaningful comparison of actual results with the budget. The major differences between the budget basis and the GAAP basis are that:

- (a) Revenues and other financing sources are recorded when received in cash (budget basis) as opposed to when susceptible to accrual (GAAP basis);
- (b) Expenditures and other financing uses are recorded when paid in cash (budget basis) as opposed to when the liability is incurred (GAAP basis);
- (c) In order to determine compliance with Ohio law, and to reserve that portion of the applicable appropriation, total outstanding encumbrances (budget basis) are recorded as the equivalent of an expenditure, as opposed to assigned or committed fund balance for that portion of outstanding encumbrances not already recognized as an account payable (GAAP basis);
- (d) Advances-in and advances-out are operating transactions (budget basis) as opposed to balance sheet transactions (GAAP basis); and,
- (e) Some funds are included in the general fund (GAAP basis), but have separate legally adopted budgets (budget basis).

The adjustments necessary to convert the results of operations for the year on the budget basis to the GAAP basis for the general fund is as follows:

Net Change in Fund Balance	<u>General fund</u>
Budget basis	\$ 160,132
Net adjustment for revenue accruals	491,374
Net adjustment for expenditure accruals	(650,100)
Net adjustment for other sources/uses	(66,617)
Funds budgeted elsewhere	97,048
Adjustment for encumbrances	<u>1,397,473</u>
GAAP basis	<u>\$ 1,429,310</u>

Certain funds that are legally budgeted in separate special revenue funds are considered part of the general fund on a GAAP basis. This includes the uniform school supplies fund, the rotary fund, the adult education fund, the internal services rotary fund, the public school support fund, the intra-district services fund, the employee benefits agency fund and the unclaimed monies fund.

**CUYAHOGA FALLS CITY SCHOOL DISTRICT
SUMMIT COUNTY, OHIO**

NOTES TO THE BASIC FINANCIAL STATEMENTS
FOR THE FISCAL YEAR ENDED JUNE 30, 2019

NOTE 15 - CONTINGENCIES

A. Grants

The District receives significant financial assistance from numerous federal, State and local agencies in the form of grants. The disbursement of funds received under these programs generally requires compliance with terms and conditions specified in the grant agreements and are subject to audit by the grantor agencies. Any disallowed claims resulting from such audits could become a liability of the District. However, in the opinion of management, any such disallowed claims will not have a material effect on the financial position of the District.

B. Litigation

The District is involved in no material litigation as either plaintiff or defendant.

C. Foundation Funding

District Foundation funding is based on the annualized full-time equivalent (FTE) enrollment of each student. Effective for the 2018-2019 school year, traditional Districts must comply with minimum hours of instruction, instead of a minimum number of school days each year. The funding formula the Ohio Department of Education (ODE) is legislatively required to follow will continue to adjust as enrollment information is updated by the District, which can extend past the fiscal year-end. ODE's final FTE adjustments did not have a material impact on the District's financial statements.

NOTE 16 - SET-ASIDES

The District is required by State law to annually set-aside certain general fund revenue amounts, as defined by statutory formula, for the acquisition and construction of capital improvements. Amounts not spent by the end of the fiscal year or offset by similarly restricted resources received during the year must be held in cash at fiscal year-end. This amount must be carried forward to be used for the same purpose in future years. Expenditures exceeding the set-aside requirement may not be carried forward to the next fiscal year.

The following cash-basis information describes the change in the fiscal year-end set-aside amount for capital improvements. Disclosure of this information is required by State statute.

	<u>Capital Improvements</u>
Set-aside balance June 30, 2018	\$ -
Current year set-aside requirement	833,188
Current year qualifying expenditures	<u>(1,061,861)</u>
Total	<u>\$ (228,673)</u>
Balance carried forward to fiscal year 2020	<u>\$ -</u>
Set-aside balance June 30, 2019	<u>\$ -</u>

The District had current year expenditures and prior year offset from bond proceeds that reduced the capital improvements set-aside amount to zero. During fiscal year 1999, the District issued \$8,000,000 in capital related school improvement bonds. These proceeds may be used to reduce capital acquisition below zero for future years. The amount presented for Prior Year Offset from Bond Proceeds is limited to an amount needed to reduce the reserve for capital improvement to zero. The District is responsible for tracking the amount of the bond proceeds that may be used as an offset in future periods, which was \$7,581,114 at June 30, 2019.

**CUYAHOGA FALLS CITY SCHOOL DISTRICT
SUMMIT COUNTY, OHIO**

**NOTES TO THE BASIC FINANCIAL STATEMENTS
FOR THE FISCAL YEAR ENDED JUNE 30, 2019**

NOTE 17 - OTHER COMMITMENTS

The District utilizes encumbrance accounting as part of its budgetary controls. Encumbrances outstanding at year end may be reported as part of restricted, committed, or assigned classifications of fund balance. At year end, the District's commitments for encumbrances in the governmental funds were as follows:

<u>Fund</u>	<u>Year-End Encumbrances</u>
General fund	\$ 1,365,317
Other governmental	<u>32,156</u>
Total	<u>\$ 1,397,473</u>

NOTE 18 - TAX ABATEMENT AGREEMENTS ENTERED INTO BY OTHER GOVERNMENTS

The City of Cuyahoga Falls (the "City") has established Community Reinvestment Areas (CRAs) that give the City the ability to attract, retain and expand businesses located in the City. Residential abatements are provided to encourage investment in certain areas of the City where repair of existing structures or construction of new structures has been discouraged. Pursuant to the Ohio Revised Code Chapter 5709, the City established three (3) Community Reinvestment Areas. The areas were created after 1994. The City provides both commercial and residential abatements under certain circumstances outlined in the legislation. Under the agreements, the property owners' property taxes assessed to the District have been abated. During fiscal year 2019, the District's property taxes were reduced by \$524,607.

NOTE 19 - SUBSEQUENT EVENT

On August 1, 2019, Kristy Stoicoiu became Treasurer of the District.

REQUIRED SUPPLEMENTARY INFORMATION

**CUYAHOGA FALLS CITY SCHOOL DISTRICT
SUMMIT COUNTY, OHIO**

SCHEDULES OF REQUIRED SUPPLEMENTARY INFORMATION

SCHEDULE OF THE DISTRICT'S PROPORTIONATE SHARE OF
THE NET PENSION LIABILITY
SCHOOL EMPLOYEES RETIREMENT SYSTEM (SERS) OF OHIO

LAST SIX FISCAL YEARS

	<u>2019</u>	<u>2018</u>	<u>2017</u>	<u>2016</u>
District's proportion of the net pension liability	0.19345430%	0.20660750%	0.21377390%	0.21802600%
District's proportionate share of the net pension liability	\$ 11,079,486	\$ 12,344,342	\$ 15,646,277	\$ 12,440,775
District's covered payroll	\$ 6,416,704	\$ 6,733,943	\$ 6,594,507	\$ 6,563,718
District's proportionate share of the net pension liability as a percentage of its covered payroll	172.67%	183.32%	237.26%	189.54%
Plan fiduciary net position as a percentage of the total pension liability	71.36%	69.50%	62.98%	69.16%

Note: Information prior to 2014 was unavailable. Schedule is intended to show information for 10 years. Additional years will be displayed as they become available.

Amounts presented for each fiscal year were determined as of the District's measurement date which is the prior year-end.

SEE ACCOMPANYING NOTES TO THE REQUIRED SUPPLEMENTARY INFORMATION

<u>2015</u>	<u>2014</u>
0.21605000%	0.21605000%
\$ 10,934,167	\$ 12,847,800
\$ 6,278,001	\$ 6,235,773
174.17%	206.03%
71.70%	65.52%

**CUYAHOGA FALLS CITY SCHOOL DISTRICT
SUMMIT COUNTY, OHIO**

SCHEDULES OF REQUIRED SUPPLEMENTARY INFORMATION

SCHEDULE OF THE DISTRICT'S PROPORTIONATE SHARE OF
THE NET PENSION LIABILITY
STATE TEACHERS RETIREMENT SYSTEM (STRS) OF OHIO

	LAST SIX FISCAL YEARS			
	<u>2019</u>	<u>2018</u>	<u>2017</u>	<u>2016</u>
District's proportion of the net pension liability	0.21388162%	0.21892850%	0.21545655%	0.21446996%
District's proportionate share of the net pension liability	\$ 47,027,766	\$ 52,006,934	\$ 72,119,802	\$ 59,273,224
District's covered payroll	\$ 24,771,793	\$ 23,973,650	\$ 22,694,914	\$ 22,376,343
District's proportionate share of the net pension liability as a percentage of its covered payroll	189.84%	216.93%	317.78%	264.89%
Plan fiduciary net position as a percentage of the total pension liability	77.31%	75.30%	66.80%	72.10%

Note: Information prior to 2014 was unavailable. Schedule is intended to show information for 10 years. Additional years will be displayed as they become available.

Amounts presented for each fiscal year were determined as of the District's measurement date which is the prior year-end.

SEE ACCOMPANYING NOTES TO THE REQUIRED SUPPLEMENTARY INFORMATION

<u>2015</u>	<u>2014</u>
0.21134485%	0.21134485%
\$ 51,406,382	\$ 61,234,946
\$ 21,593,608	\$ 21,636,977
238.06%	283.01%
74.70%	69.30%

**CUYAHOGA FALLS CITY SCHOOL DISTRICT
SUMMIT COUNTY, OHIO**

SCHEDULES OF REQUIRED SUPPLEMENTARY INFORMATION

SCHEDULE OF DISTRICT PENSION CONTRIBUTIONS
SCHOOL EMPLOYEES RETIREMENT SYSTEM (SERS) OF OHIO

	LAST TEN FISCAL YEARS			
	<u>2019</u>	<u>2018</u>	<u>2017</u>	<u>2016</u>
Contractually required contribution	\$ 884,026	\$ 866,255	\$ 942,752	\$ 923,231
Contributions in relation to the contractually required contribution	<u>(884,026)</u>	<u>(866,255)</u>	<u>(942,752)</u>	<u>(923,231)</u>
Contribution deficiency (excess)	<u>\$ -</u>	<u>\$ -</u>	<u>\$ -</u>	<u>\$ -</u>
District's covered payroll	\$ 6,548,341	\$ 6,416,704	\$ 6,733,943	\$ 6,594,507
Contributions as a percentage of covered payroll	13.50%	13.50%	14.00%	14.00%

SEE ACCOMPANYING NOTES TO THE REQUIRED SUPPLEMENTARY INFORMATION

<u>2015</u>	<u>2014</u>	<u>2013</u>	<u>2012</u>	<u>2011</u>	<u>2010</u>
\$ 865,098	\$ 870,131	\$ 863,031	\$ 819,801	\$ 778,708	\$ 827,354
<u>(865,098)</u>	<u>(870,131)</u>	<u>(863,031)</u>	<u>(819,801)</u>	<u>(778,708)</u>	<u>(827,354)</u>
<u>\$ -</u>	<u>\$ -</u>	<u>\$ -</u>	<u>\$ -</u>	<u>\$ -</u>	<u>\$ -</u>
\$ 6,563,718	\$ 6,278,001	\$ 6,235,773	\$ 6,095,175	\$ 6,194,972	\$ 6,110,443
13.18%	13.86%	13.84%	13.45%	12.57%	13.54%

**CUYAHOGA FALLS CITY SCHOOL DISTRICT
SUMMIT COUNTY, OHIO**

SCHEDULES OF REQUIRED SUPPLEMENTARY INFORMATION

SCHEDULE OF DISTRICT PENSION CONTRIBUTIONS
STATE TEACHERS RETIREMENT SYSTEM (STRS) OF OHIO

	LAST TEN FISCAL YEARS			
	<u>2019</u>	<u>2018</u>	<u>2017</u>	<u>2016</u>
Contractually required contribution	\$ 3,425,085	\$ 3,468,051	\$ 3,356,311	\$ 3,177,288
Contributions in relation to the contractually required contribution	<u>(3,425,085)</u>	<u>(3,468,051)</u>	<u>(3,356,311)</u>	<u>(3,177,288)</u>
Contribution deficiency (excess)	<u>\$ -</u>	<u>\$ -</u>	<u>\$ -</u>	<u>\$ -</u>
District's covered payroll	\$ 24,464,893	\$ 24,771,793	\$ 23,973,650	\$ 22,694,914
Contributions as a percentage of covered payroll	14.00%	14.00%	14.00%	14.00%

SEE ACCOMPANYING NOTES TO THE REQUIRED SUPPLEMENTARY INFORMATION

<u>2015</u>	<u>2014</u>	<u>2013</u>	<u>2012</u>	<u>2011</u>	<u>2010</u>
\$ 3,132,688	\$ 2,807,169	\$ 2,812,807	\$ 2,792,082	\$ 2,904,311	\$ 2,898,511
<u>(3,132,688)</u>	<u>(2,807,169)</u>	<u>(2,812,807)</u>	<u>(2,792,082)</u>	<u>(2,904,311)</u>	<u>(2,898,511)</u>
<u>\$ -</u>	<u>\$ -</u>	<u>\$ -</u>	<u>\$ -</u>	<u>\$ -</u>	<u>\$ -</u>
\$ 22,376,343	\$ 21,593,608	\$ 21,636,977	\$ 21,477,554	\$ 22,340,854	\$ 22,296,238
14.00%	13.00%	13.00%	13.00%	13.00%	13.00%

**CUYAHOGA FALLS CITY SCHOOL DISTRICT
SUMMIT COUNTY, OHIO**

SCHEDULES OF REQUIRED SUPPLEMENTARY INFORMATION

SCHEDULE OF THE DISTRICT'S PROPORTIONATE SHARE OF
THE NET OPEB LIABILITY
SCHOOL EMPLOYEES RETIREMENT SYSTEM (SERS) OF OHIO

LAST THREE FISCAL YEARS

	<u>2019</u>	<u>2018</u>	<u>2017</u>
District's proportion of the net OPEB liability	0.19616590%	0.20923530%	0.21621522%
District's proportionate share of the net OPEB liability	\$ 5,442,172	\$ 5,615,326	\$ 6,162,934
District's covered payroll	\$ 6,416,704	\$ 6,733,943	\$ 6,594,507
District's proportionate share of the net OPEB liability as a percentage of its covered payroll	84.81%	83.39%	93.46%
Plan fiduciary net position as a percentage of the total OPEB liability	13.57%	12.46%	11.49%

Note: Information prior to 2017 was unavailable. Schedule is intended to show information for 10 years. Additional years will be displayed as they become available.

Amounts presented for each fiscal year were determined as of the District's measurement date which is the prior year-end.

SEE ACCOMPANYING NOTES TO THE REQUIRED SUPPLEMENTARY INFORMATION

**CUYAHOGA FALLS CITY SCHOOL DISTRICT
SUMMIT COUNTY, OHIO**

SCHEDULES OF REQUIRED SUPPLEMENTARY INFORMATION

SCHEDULE OF THE DISTRICT'S PROPORTIONATE SHARE OF
THE NET OPEB LIABILITY/ASSET
STATE TEACHERS RETIREMENT SYSTEM (STRS) OF OHIO

LAST THREE FISCAL YEARS

	<u>2019</u>	<u>2018</u>	<u>2017</u>
District's proportion of the net OPEB liability/asset	0.21388162%	0.21892850%	0.21545655%
District's proportionate share of the net OPEB liability/(asset)	\$ (3,436,859)	\$ 8,541,782	\$ 11,522,672
District's covered payroll	\$ 24,771,793	\$ 23,973,650	\$ 22,694,914
District's proportionate share of the net OPEB liability/asset as a percentage of its covered payroll	(13.87%)	35.63%	50.77%
Plan fiduciary net position as a percentage of the total OPEB liability/asset	176.00%	47.10%	37.30%

Note: Information prior to 2017 was unavailable. Schedule is intended to show information for 10 years. Additional years will be displayed as they become available.

Amounts presented for each fiscal year were determined as of the District's measurement date which is the prior year-end.

SEE ACCOMPANYING NOTES TO THE REQUIRED SUPPLEMENTARY INFORMATION

**CUYAHOGA FALLS CITY SCHOOL DISTRICT
SUMMIT COUNTY, OHIO**

SCHEDULES OF REQUIRED SUPPLEMENTARY INFORMATION

SCHEDULE OF DISTRICT'S OPEB CONTRIBUTIONS
SCHOOL EMPLOYEES RETIREMENT SYSTEM (SERS) OF OHIO

	LAST TEN FISCAL YEARS			
	<u>2019</u>	<u>2018</u>	<u>2017</u>	<u>2016</u>
Contractually required contribution	\$ 152,166	\$ 137,645	\$ 112,079	\$ 107,597
Contributions in relation to the contractually required contribution	<u>(152,166)</u>	<u>(137,645)</u>	<u>(112,079)</u>	<u>(107,597)</u>
Contribution deficiency (excess)	<u>\$ -</u>	<u>\$ -</u>	<u>\$ -</u>	<u>\$ -</u>
District's covered payroll	\$ 6,548,341	\$ 6,416,704	\$ 6,733,943	\$ 6,594,507
Contributions as a percentage of covered payroll	2.32%	2.15%	1.66%	1.63%

SEE ACCOMPANYING NOTES TO THE REQUIRED SUPPLEMENTARY INFORMATION

<u>2015</u>	<u>2014</u>	<u>2013</u>	<u>2012</u>	<u>2011</u>	<u>2010</u>
\$ 161,686	\$ 117,611	\$ 99,700	\$ 155,778	\$ 180,723	\$ 117,229
<u>(161,686)</u>	<u>(117,611)</u>	<u>(99,700)</u>	<u>(155,778)</u>	<u>(180,723)</u>	<u>(117,229)</u>
<u>\$ -</u>	<u>\$ -</u>	<u>\$ -</u>	<u>\$ -</u>	<u>\$ -</u>	<u>\$ -</u>
\$ 6,563,718	\$ 6,278,001	\$ 6,235,773	\$ 6,095,175	\$ 6,194,972	\$ 6,110,443
2.46%	1.87%	1.60%	2.56%	2.92%	1.92%

**CUYAHOGA FALLS CITY SCHOOL DISTRICT
SUMMIT COUNTY, OHIO**

SCHEDULES OF REQUIRED SUPPLEMENTARY INFORMATION

SCHEDULE OF DISTRICT'S OPEB CONTRIBUTIONS
STATE TEACHERS RETIREMENT SYSTEM (STRS) OF OHIO

	LAST TEN FISCAL YEARS			
	<u>2019</u>	<u>2018</u>	<u>2017</u>	<u>2016</u>
Contractually required contribution	\$ -	\$ -	\$ -	\$ -
Contributions in relation to the contractually required contribution	<u>-</u>	<u>-</u>	<u>-</u>	<u>-</u>
Contribution deficiency (excess)	<u>\$ -</u>	<u>\$ -</u>	<u>\$ -</u>	<u>\$ -</u>
District's covered payroll	\$ 24,464,893	\$ 24,771,793	\$ 23,973,650	\$ 22,694,914
Contributions as a percentage of covered payroll	0.00%	0.00%	0.00%	0.00%

SEE ACCOMPANYING NOTES TO THE REQUIRED SUPPLEMENTARY INFORMATION

<u>2015</u>	<u>2014</u>	<u>2013</u>	<u>2012</u>	<u>2011</u>	<u>2010</u>
\$ -	\$ 220,918	\$ 216,370	\$ 214,776	\$ 223,409	\$ 222,962
-	(220,918)	(216,370)	(214,776)	(223,409)	(222,962)
<u>\$ -</u>	<u>\$ -</u>	<u>\$ -</u>	<u>\$ -</u>	<u>\$ -</u>	<u>\$ -</u>
\$ 22,376,343	\$ 21,593,608	\$ 21,636,977	\$ 21,477,554	\$ 22,340,854	\$ 22,296,238
0.00%	1.00%	1.00%	1.00%	1.00%	1.00%

**CUYAHOGA FALLS CITY SCHOOL DISTRICT
SUMMIT COUNTY, OHIO**

NOTES TO REQUIRED SUPPLEMENTARY INFORMATION
FOR THE FISCAL YEAR ENDED JUNE 30, 2019

PENSION

SCHOOL EMPLOYEES RETIREMENT SYSTEM (SERS) OF OHIO

Changes in benefit terms: There were no changes in benefit terms from the amounts reported for fiscal years 2014-2017. For fiscal year 2018, SERS changed from a fixed 3% annual increase to a Cost of Living Adjustment (COLA) based on the changes in the Consumer Price Index (CPI-W), with a cap of 2.5% and a floor of 0%. There were no changes in benefit terms from the amounts previously reported for fiscal year 2019.

Changes in assumptions: There were no changes in methods and assumptions used in the calculation of actuarial determined contributions for fiscal years 2014-2016. For fiscal year 2017, the following changes of assumptions affected the total pension liability since the prior measurement date: (a) the assumed rate of inflation was reduced from 3.25% to 3.00%, (b) payroll growth assumption was reduced from 4.00% to 3.50%, (c) assumed real wage growth was reduced from 0.75% to 0.50%, (d) Rates of withdrawal, retirement and disability were updated to reflect recent experience, (e) mortality among active members was updated to RP-2014 Blue Collar Mortality Table with fully generational projection and a five year age set-back for both males and females, (f) mortality among service retired members, and beneficiaries was updated to the following RP-2014 Blue Collar Mortality Table with fully generational projection with Scale BB, 120% of male rates, and 110% of female rates, (g) mortality among disabled members was updated to RP-2000 Disabled Mortality Table, 90% for male rates and 100% for female rates, set back five years is used for the period after disability retirement and (h) the discount rate was reduced from 7.75% to 7.50%. There were no changes in methods and assumptions used in the calculation of actuarial determined contributions for fiscal years 2018-2019.

STATE TEACHERS RETIREMENT SYSTEM (STRS) OF OHIO

Changes in benefit terms: There were no changes in benefit terms from the amounts reported for fiscal years 2014-2017. For fiscal year 2018, STRS decreased the Cost of Living Adjustment (COLA) to zero. There were no changes in benefit terms from amounts previously reported for fiscal year 2019.

Changes in assumptions: There were no changes in methods and assumptions used in the calculation of actuarial determined contributions for fiscal years 2014-2017. For fiscal year 2018, the following changes of assumption affected the total pension liability since the prior measurement date: (a) the long term expected rate of return was reduced from 7.75% to 7.45%, (b) the inflation assumption was lowered from 2.75% to 2.50%, (c) the payroll growth assumption was lowered to 3.00%, (d) total salary increases rate was lowered by decreasing the merit component of the individual salary increases, in addition to a decrease of 0.25% due to lower inflation (e) the healthy and disabled mortality assumptions were updated to the RP-2014 mortality tables with generational improvement scale MP-2016 and (f) rates of retirement, termination and disability were modified to better reflect anticipated future experience. There were no changes in methods and assumptions used in the calculation of actuarial determined contributions for fiscal year 2019.

(Continued)

**CUYAHOGA FALLS CITY SCHOOL DISTRICT
SUMMIT COUNTY, OHIO**

NOTES TO REQUIRED SUPPLEMENTARY INFORMATION (CONTINUED)
FOR THE FISCAL YEAR ENDED JUNE 30, 2019

OTHER POSTEMPLOYMENT BENEFITS (OPEB)

SCHOOL EMPLOYEES RETIREMENT SYSTEM (SERS) OF OHIO

Changes in benefit terms: There were no changes in benefit terms from the amounts previously reported for fiscal years 2017-2019.

Changes in assumptions: There were no changes in methods and assumptions used in the calculation of actuarial determined contributions for fiscal year 2017. For fiscal year 2018, the following changes of assumptions affected the total OPEB liability since the prior measurement date: (a) assumed rate of inflation was reduced from 3.25% to 3.00%, (b) payroll growth assumption was reduced from 4.00% to 3.50%, (c) assumed real wage growth was reduced from 0.75% to 0.50%, (d) rates of withdrawal, retirement, and disability were updated to reflect recent experience, (e) mortality among active members was updated to the following: RP-2014 Blue Collar Mortality Table with fully generational projection and a five-year age set-back for both males and females, (f) mortality among service retired members, and beneficiaries was updated to the following: RP-2014 Blue Collar Mortality Table with fully generational projection with Scale BB, 120% of male rates, and 110% of female rates, (g) mortality among disabled members was updated to the following: RP-2000 Disabled Mortality Table, 90% for male rates and 100% for female rates, set back five years is used for the period after disability retirement, (h) the municipal bond index rate increased from 2.92% to 3.56% and (i) the single equivalent interest rate, net of plan investment expense, including price inflation increased from 2.98% to 3.63%. For fiscal year 2019, the following changes of assumptions affected the total OPEB liability since the prior measurement date: (a) the discount rate increased from 3.63% to 3.70%, (b) the health care cost trend rates for Medicare were changed from a range of 5.50%-5.00% to a range of 5.375%-4.75% and Pre-Medicare were changed from a range of 7.50%-5.00% to a range of 7.25%-4.75%, (c) the municipal bond index rate increased from 3.56% to 3.62% and (d) the single equivalent interest rate, net of plan investment expense, including price inflation increased from 3.63% to 3.70%.

STATE TEACHERS RETIREMENT SYSTEM (STRS) OF OHIO

Changes in benefit terms: There were no changes in benefit terms from the amounts previously reported for fiscal year 2017. For fiscal year 2018, STRS reduced the subsidy multiplier for non-Medicare benefit recipients from 2.1% to 1.9% per year of service. Medicare Part B premium reimbursements were discontinued for certain survivors and beneficiaries and all remaining Medicare Part B premium reimbursements will be discontinued beginning January 2019. For fiscal year 2019, STRS increased the subsidy multiplier for non-Medicare benefit recipients from 1.9% to 1.944% per year of service effective January 1, 2019. The non-Medicare frozen subsidy base premium was increased January 1, 2019 and all remaining Medicare Part B premium reimbursements will be discontinued beginning January 1, 2020.

Changes in assumptions: There were no changes in methods and assumptions used in the calculation of actuarial determined contributions for fiscal year 2017. For fiscal year 2018, the following changes of assumption affected the total OPEB liability since the prior measurement date: (a) the discount rate was increased from 3.26% to 4.13% based on the methodology defined under GASB Statement No. 74, Financial Reporting for Postemployment Benefit Plans Other Than Pension Plans (OPEB), (b) the long term expected rate of return was reduced from 7.75% to 7.45%, (c) valuation year per capita health care costs were updated, and the salary scale was modified, (d) the percentage of future retirees electing each option was updated based on current data and the percentage of future disabled retirees and terminated vested participants electing health coverage were decreased and (e) the assumed mortality, disability, retirement, withdrawal and future health care cost trend rates were modified along with the portion of rebated prescription drug costs. For fiscal year 2019, the following changes of assumptions affected the total OPEB liability/asset since the prior measurement date: (a) the discount rate was increased from the blended rate of 4.13% to the long-term expected rate of return of 7.45% based on the methodology defined under GASB Statement No. 74, Financial Reporting for Postemployment Benefit Plans Other Than Pension Plans (OPEB) and (b) decrease in health care cost trend rates from 6.00%-11.00 initial; 4.50% ultimate down to Medical Pre-Medicare 6.00% and Medicare 5.00% initial; 4.00% ultimate and Prescription Drug Pre-Medicare 8.00% and Medicare (5.23%) initial; 4.00% ultimate.

This page intentionally left blank.

**CUYAHOGA FALLS CITY SCHOOL DISTRICT
SUMMIT COUNTY**

**SCHEDULE OF RECEIPTS AND EXPENDITURES OF FEDERAL AWARDS
FOR YEAR ENDED JUNE 30, 2019**

FEDERAL GRANTOR Pass Through Grantor Program Title	Federal CFDA Number	Grant Year	Receipts	Non-Cash Receipts	Expenditures	Non-Cash Expenditures
U.S. DEPARTMENT OF AGRICULTURE						
<i>Passed Through Ohio Department of Education</i>						
Child Nutrition Cluster:						
National School Lunch Program	10.555	2019	\$ 874,480	\$ 150,358	\$ 874,480	\$ 150,358
School Breakfast Program	10.553	2019	179,652		179,652	
Total Child Nutrition Cluster			<u>1,054,132</u>	<u>150,358</u>	<u>1,054,132</u>	<u>150,358</u>
Total U.S. Department of Agriculture			<u>1,054,132</u>	<u>150,358</u>	<u>1,054,132</u>	<u>150,358</u>
U.S. DEPARTMENT OF EDUCATION						
<i>Passed Through Ohio Department of Education</i>						
Title I Grants to Local Education Agencies	84.010	2018	(553)		(553)	
	84.010	2019	711,644		711,644	
Total Title I Grants to Local Education Agencies			<u>711,091</u>		<u>711,091</u>	
Special Education Grants to States	84.027	2019	1,062,297		1,076,183	
Improving Teacher Quality State Grants	84.367	2019	82,677		90,967	
English Language Acquisition State Grants	84.365	2019	29,025		29,025	
21st Century Community Learning Centers	84.287	2018	750		1,519	
	84.287	2019	27,201		32,321	
Total 21st Century Community Learning Centers			<u>27,951</u>		<u>33,840</u>	
<i>Passed Through Hudson City School District</i>						
Career and Technical Education- Basic Grants to States	84.048	2018	-		9,333	
	84.048	2019	64,783		51,579	
Total Career and Technical Education- Basic Grants to States			<u>64,783</u>		<u>60,912</u>	
Total U.S. Department of Education			<u>1,977,824</u>	<u>-</u>	<u>2,002,018</u>	<u>-</u>
Total Federal Financial Assistance			<u>\$3,031,956</u>	<u>\$ 150,358</u>	<u>\$ 3,056,150</u>	<u>\$ 150,358</u>

The accompanying notes are an integral part of this schedule.

CUYAHOGA FALLS CITY SCHOOL DISTRICT

SUMMIT COUNTY

NOTES TO THE SCHEDULE OF RECEIPTS AND EXPENDITURES OF FEDERAL AWARDS

2 CFR 200.510(B)(6)

FOR THE YEAR ENDED JUNE 30, 2019

NOTE A – BASIS OF PRESENTATION

The accompanying Schedule of Expenditures of Federal Awards (the Schedule) includes the federal award activity of Cuyahoga Falls City School District (the District's) under programs of the federal government for the year ended June 30, 2019. The information on this Schedule is prepared in accordance with the requirements of Title 2 U.S. *Code of Federal Regulations* Part 200, *Uniform Administrative Requirements, Cost Principles, and Audit Requirements for Federal Awards* (Uniform Guidance). Because the Schedule presents only a selected portion of the operations of the District, it is not intended to and does not present the financial position, changes in net position, or cash flows of the District.

NOTE B – SUMMARY OF SIGNIFICANT ACCOUNTING POLICIES

Expenditures reported on the Schedule are reported on the cash basis of accounting. Such expenditures are recognized following the cost principles contained in Uniform Guidance wherein certain types of expenditures may or may not be allowable or may be limited as to reimbursement.

NOTE C – INDIRECT COST RATE

The District has elected not to use the 10-percent de minimis indirect cost rate as allowed under the Uniform Guidance.

NOTE E - CHILD NUTRITION CLUSTER

The District commingles cash receipts from the U.S. Department of Agriculture with similar State grants. When reporting expenditures on this Schedule, the District assumes it expends federal monies first.

NOTE F – FOOD DONATION PROGRAM

The District reports commodities consumed on the Schedule at the entitlement value. The District allocated donated food commodities to the respective programs that benefitted from the use of those donated food commodities.

OHIO AUDITOR OF STATE KEITH FABER



101 Central Plaza South
700 Chase Tower
Canton, Ohio 44702-1509
(330) 438-0617 or (800) 443-9272
EastRegion@ohioauditor.gov

INDEPENDENT AUDITOR'S REPORT ON INTERNAL CONTROL OVER FINANCIAL REPORTING AND ON COMPLIANCE AND OTHER MATTERS REQUIRED BY GOVERNMENT AUDITING STANDARDS

Cuyahoga Falls City School District
Summit County
431 Stow Avenue
Cuyahoga Falls, Ohio 44221

To the Board of Education:

We have audited, in accordance with auditing standards generally accepted in the United States and the Comptroller General of the United States' *Government Auditing Standards*, the financial statements of the governmental activities, the major fund, and the aggregate remaining fund information of the Cuyahoga Falls City School District, Summit County, (the District) as of and for the year ended June 30, 2019, and the related notes to the financial statements, which collectively comprise the District's basic financial statements and have issued our report thereon dated March 13, 2020.

Internal Control Over Financial Reporting

As part of our financial statement audit, we considered the District's internal control over financial reporting (internal control) to determine the audit procedures appropriate in the circumstances to the extent necessary to support our opinions on the financial statements, but not to the extent necessary to opine on the effectiveness of the District's internal control. Accordingly, we have not opined on it.

A deficiency in internal control exists when the design or operation of a control does not allow management or employees, when performing their assigned functions, to prevent, or detect and timely correct misstatements. *A material weakness* is a deficiency, or combination of internal control deficiencies resulting in a reasonable possibility that internal control will not prevent or detect and timely correct a material misstatement of the District's financial statements. *A significant deficiency* is a deficiency, or a combination of deficiencies, in internal control that is less severe than a material weakness, yet important enough to merit attention by those charged with governance.

Our consideration of internal control was for the limited purpose described in the first paragraph of this section and was not designed to identify all internal control deficiencies that might be material weaknesses or significant deficiencies. Given these limitations, we did not identify any deficiencies in internal control that we consider material weaknesses. However, unidentified material weaknesses may exist.

Compliance and Other Matters

As part of reasonably assuring whether the District's financial statements are free of material misstatement, we tested its compliance with certain provisions of laws, regulations, contracts, and grant agreements, noncompliance with which could directly and materially affect the determination of financial statement amounts. However, opining on compliance with those provisions was not an objective of our audit and accordingly, we do not express an opinion. The results of our tests disclosed no instances of noncompliance or other matters we must report under *Government Auditing Standards*.

Purpose of this Report

This report only describes the scope of our internal control and compliance testing and our testing results, and does not opine on the effectiveness of the District's internal control or on compliance. This report is an integral part of an audit performed under *Government Auditing Standards* in considering the District's internal control and compliance. Accordingly, this report is not suitable for any other purpose.



Keith Faber
Auditor of State

Columbus, Ohio

March 13, 2020

OHIO AUDITOR OF STATE KEITH FABER



101 Central Plaza South
700 Chase Tower
Canton, Ohio 44702-1509
(330) 438-0617 or (800) 443-9272
EastRegion@ohioauditor.gov

INDEPENDENT AUDITOR'S REPORT ON COMPLIANCE WITH REQUIREMENTS APPLICABLE TO EACH MAJOR FEDERAL PROGRAM AND ON INTERNAL CONTROL OVER COMPLIANCE REQUIRED BY THE UNIFORM GUIDANCE

Cuyahoga Falls City School District
Summit County
431 Stow Avenue
Cuyahoga Falls, Ohio 44221

To the Board of Education:

Report on Compliance for each Major Federal Program

We have audited the Cuyahoga Falls City School District's (the District) compliance with the applicable requirements described in the U.S. Office of Management and Budget (OMB) *Compliance Supplement* that could directly and materially affect each of the Cuyahoga Falls City School District's major federal programs for the year ended June 30, 2019. The *Summary of Auditor's Results* in the accompanying schedule of findings identifies the District's major federal programs.

Management's Responsibility

The District's Management is responsible for complying with federal statutes, regulations, and the terms and conditions of its federal awards applicable to its federal programs.

Auditor's Responsibility

Our responsibility is to opine on the District's compliance for each of the District's major federal programs based on our audit of the applicable compliance requirements referred to above. Our compliance audit followed auditing standards generally accepted in the United States of America; the standards for financial audits included in the Comptroller General of the United States' *Government Auditing Standards*; and the audit requirements of Title 2 U.S. *Code of Federal Regulations* Part 200, *Uniform Administrative Requirements, Cost Principles, and Audit Requirements for Federal Awards* (Uniform Guidance). These standards and the Uniform Guidance require us to plan and perform the audit to reasonably assure whether noncompliance with the applicable compliance requirements referred to above that could directly and materially affect a major federal program occurred. An audit includes examining, on a test basis, evidence about the District's compliance with those requirements and performing such other procedures as we considered necessary in the circumstances.

We believe our audit provides a reasonable basis for our compliance opinion on each of the District's major programs. However, our audit does not provide a legal determination of the District's compliance.

Opinion on each Major Federal Program

In our opinion, the Cuyahoga Falls City School District complied, in all material respects with the compliance requirements referred to above that could directly and materially affect each of its major federal programs for the year ended June 30, 2019.

Report on Internal Control Over Compliance

The District's management is responsible for establishing and maintaining effective internal control over compliance with the applicable compliance requirements referred to above. In planning and performing our compliance audit, we considered the District's internal control over compliance with the applicable requirements that could directly and materially affect a major federal program, to determine our auditing procedures appropriate for opining on each major federal program's compliance and to test and report on internal control over compliance in accordance with the Uniform Guidance, but not to the extent needed to opine on the effectiveness of internal control over compliance. Accordingly, we have not opined on the effectiveness of the District's internal control over compliance.

A deficiency in internal control over compliance exists when the design or operation of a control over compliance does not allow management or employees, when performing their assigned functions, to prevent, or to timely detect and correct, noncompliance with a federal program's applicable compliance requirement. A *material weakness in internal control over compliance* is a deficiency, or combination of deficiencies, in internal control over compliance, such that there is a reasonable possibility that material noncompliance with a federal program compliance requirement will not be prevented, or timely detected and corrected. A *significant deficiency in internal control over compliance* is a deficiency, or a combination of deficiencies, in internal control over compliance with federal program's applicable compliance requirement that is less severe than a material weakness in internal control over compliance, yet important enough to merit attention by those charged with governance.

Our consideration of internal control over compliance was for the limited purpose described in the first paragraph of this section and would not necessarily identify all deficiencies in internal control over compliance that might be material weaknesses or significant deficiencies. We did not identify any deficiencies in internal control over compliance that we consider to be material weaknesses. However, material weaknesses may exist that have not been identified.

This report only describes the scope of our internal control over compliance tests and the results of this testing based on Uniform Guidance requirements. Accordingly, this report is not suitable for any other purpose.



Keith Faber
Auditor of State

Columbus, Ohio

March 13, 2020

**CUYAHOGA FALLS CSD
SUMMIT COUNTY**

**SCHEDULE OF FINDINGS
2 CFR § 200.515
JUNE 30, 2019**

1. SUMMARY OF AUDITOR'S RESULTS

<i>(d)(1)(i)</i>	Type of Financial Statement Opinion	Unmodified
<i>(d)(1)(ii)</i>	Were there any material weaknesses in internal control reported at the financial statement level (GAGAS)?	No
<i>(d)(1)(ii)</i>	Were there any significant deficiencies in internal control reported at the financial statement level (GAGAS)?	No
<i>(d)(1)(iii)</i>	Was there any reported material noncompliance at the financial statement level (GAGAS)?	No
<i>(d)(1)(iv)</i>	Were there any material weaknesses in internal control reported for major federal programs?	No
<i>(d)(1)(iv)</i>	Were there any significant deficiencies in internal control reported for major federal programs?	No
<i>(d)(1)(v)</i>	Type of Major Programs' Compliance Opinion	Unmodified
<i>(d)(1)(vi)</i>	Are there any reportable findings under 2 CFR § 200.516(a)?	No
<i>(d)(1)(vii)</i>	Major Programs (list):	Special Education Grants to States CFDA #84.027 Title 1 Grants to Local Education Agencies CFDA #84.010
<i>(d)(1)(viii)</i>	Dollar Threshold: Type A/B Programs	Type A: > \$ 750,000 Type B: all others
<i>(d)(1)(ix)</i>	Low Risk Auditee under 2 CFR § 200.520?	No

**2. FINDINGS RELATED TO THE FINANCIAL STATEMENTS
REQUIRED TO BE REPORTED IN ACCORDANCE WITH GAGAS**

None

3. FINDINGS AND QUESTIONED COSTS FOR FEDERAL AWARDS

None

This page intentionally left blank.

OHIO AUDITOR OF STATE KEITH FABER



CUYAHOGA FALLS CITY SCHOOL DISTRICT

SUMMIT COUNTY

CLERK'S CERTIFICATION

This is a true and correct copy of the report which is required to be filed in the Office of the Auditor of State pursuant to Section 117.26, Revised Code, and which is filed in Columbus, Ohio.

Susan Babbitt

CLERK OF THE BUREAU

**CERTIFIED
APRIL 2, 2020**